



NSSE 2022 Consortium Report Honors Education Consortium

Northern Kentucky University

This page intentionally left blank.

First-Year Students

Item wording or description	Variable name	Values ^c	Response options	Frequency Distributions ^a				Statistical Comparisons ^b		
				NKU		Honors Consortium		NKU	Honors Consortium	Effect size ^d
				Count	%	Count	%	Mean	Mean	
1. How much do you agree or disagree with the following statements?										
a. I often discuss socio-political issues with my family or friends.	HON01a	1	Strongly disagree	32	9	91	7	3.3	3.3	-.05
		2	Disagree	64	17	224	16			
		3	Neither agree nor disagree	104	29	379	29			
		4	Agree	109	30	462	35			
		5	Strongly agree	53	16	177	13			
		Total		362	100	1,333	100			
b. I find that studying gives me a feeling of deep personal satisfaction.	HON01b	1	Strongly disagree	25	7	86	7	3.1	3.2	-.10
		2	Disagree	73	21	227	17			
		3	Neither agree nor disagree	113	32	392	30			
		4	Agree	117	31	485	35			
		5	Strongly agree	34	9	139	10			
		Total		362	100	1,329	100			
c. I spend a lot of free time learning more about interesting topics that have been discussed in my courses.	HON01c	1	Strongly disagree	23	6	71	5	3.1	3.1	-.05
		2	Disagree	83	21	306	23			
		3	Neither agree nor disagree	131	36	459	35			
		4	Agree	105	31	392	29			
		5	Strongly agree	20	6	103	8			
		Total		362	100	1,331	100			
d. I find it difficult to admit when I have been wrong about an idea.	HON01d	1	Strongly disagree	27	8	92	7	2.8	2.9	-.09
		2	Disagree	133	38	487	36			
		3	Neither agree nor disagree	108	29	358	27			
		4	Agree	76	20	318	24			
		5	Strongly agree	17	5	75	6			
		Total		361	100	1,330	100			
e. I think of my life in terms of giving back to society.	HON01e	1	Strongly disagree	14	5	37	3	3.3	3.4	-.06
		2	Disagree	45	13	159	13			
		3	Neither agree nor disagree	137	38	497	37			
		4	Agree	128	34	498	37			
		5	Strongly agree	35	10	133	10			
		Total		359	100	1,324	100			
2. During your time at this institution, about how often have you taken a course that addresses issues from the perspectives of different fields of study?										
	HON02	1	Never	40	12	118	9	2.5	2.4	.04
		2	Sometimes	155	42	641	49			
		3	Often	115	33	401	30			
		4	Very Often	48	13	149	12			
		Total		358	100	1,309	100			
3. On a scale from 1 to 7, with 7 being "Very much" and 1 being "Not at all," to what extent do you feel that your college experience has done the following?										
a. Taught you how to handle adversity and failure	HON03a	1	Not at all	23	7	77	6	4.0	4.3 **	-.17
		2		33	10	101	8			
		3		61	18	190	15			
		4		102	28	312	23			
		5		86	24	361	27			
		6		29	8	159	12			
		7	Very much	26	7	119	9			
		Total		360	100	1,319	100			

First-Year Students

Item wording or description	Variable name	Values ^c	Response options	Frequency Distributions ^a				Statistical Comparisons ^b			
				NKU		Honors Consortium		NKU		Honors Consortium	Effect size ^d
				Count	%	Count	%	Mean	Mean		
b. Increased your comfort with asking difficult questions or taking unconventional positions	HON03b	1	Not at all	16	4	67	6	4.3	4.3	.00	
		2		27	8	111	9				
		3		53	15	168	13				
		4		87	25	313	24				
		5		96	27	345	26				
		6		48	13	177	13				
		7	Very much	31	8	129	10				
	Total			358	100	1,310	100				
c. Encouraged you to explore new opportunities	HON03c	1	Not at all	13	4	42	4	4.8	4.8	-.02	
		2		9	3	57	4				
		3		36	10	122	10				
		4		86	24	259	19				
		5		93	26	366	28				
		6		62	16	257	19				
		7	Very much	59	16	208	16				
	Total			358	100	1,311	100				
d. Made you feel that you are part of an academic community that encourages thoughtful reflection and intellectual growth	HON03d	1	Not at all	14	4	62	5	4.6	4.6	-.01	
		2		17	5	73	6				
		3		47	13	156	12				
		4		94	27	278	21				
		5		86	24	338	26				
		6		54	15	228	17				
		7	Very much	46	13	170	13				
	Total			358	100	1,305	100				
e. Changed your life in positive ways	HON03e	1	Not at all	16	5	52	4	4.7	4.7	.00	
		2		16	4	83	6				
		3		42	12	114	9				
		4		76	22	297	22				
		5		97	26	338	25				
		6		52	14	232	18				
		7	Very much	59	17	194	15				
	Total			358	100	1,310	100				
4. During your time at this institution, to what extent have your courses. . .											
a. Inspired you to make connections between ideas from different fields of study?	HON04a	1	Not at all	15	4	46	4	4.6	4.6	-.04	
		2		26	7	63	5				
		3		46	12	134	11				
		4		70	20	356	27				
		5		104	29	339	26				
		6		50	13	206	16				
		7	Very much	46	13	158	12				
	Total			357	100	1,302	100				

First-Year Students

Item wording or description	Variable name	Values ^c	Response options	Frequency Distributions ^a				Statistical Comparisons ^b		
				NKU		Honors Consortium		NKU	Honors Consortium	Effect size ^d
				Count	%	Count	%	Mean	Mean	
b. Delved deeply into complex issues?	HON04b	1	Not at all	20	5	45	4	4.4	4.5	-.09
		2		20	5	75	6			
		3		58	16	182	14			
		4		87	25	327	25			
		5		86	25	333	26			
		6		48	12	183	14			
		7	Very much	40	11	160	12			
		Total		359	100	1,305	100			
5. To what extent...										
a. Do you feel free to express your personal views on politics in class or in social spaces on campus?	HON05a	1	Not at all	38	11	125	10	4.2	4.1	.06
		2		28	8	122	9			
		3		48	14	180	14			
		4		86	23	323	25			
		5		72	20	268	20			
		6		39	11	154	12			
		7	Very much	47	13	131	10			
		Total		358	100	1,303	100			
b. Have advisors at this institution encouraged you to take courses outside your major in order to broaden your intellectual horizons?	HON05b	1	Not at all	50	14	180	14	3.9	3.8	.04
		2		42	12	137	11			
		3		38	10	190	14			
		4		81	24	312	24			
		5		81	22	255	19			
		6		30	9	112	9			
		7	Very much	34	9	114	8			
		Total		356	100	1,300	100			
c. Do you prefer to eliminate uncertainty when confronted with conflicting views on a topic?	HON05c	1	Not at all	23	6	51	4	4.4	4.4	-.02
		2		17	4	65	5			
		3		33	9	156	12			
		4		126	34	433	33			
		5		79	22	309	23			
		6		43	13	153	12			
		7	Very much	33	10	126	10			
		Total		354	100	1,293	100			
d. Are you interested in taking a course on a topic outside of your major area(s) or comfort zone?	HON05d	1	Not at all	23	6	85	7	4.5	4.4	.05
		2		26	7	102	8			
		3		49	15	158	12			
		4		79	23	307	24			
		5		84	23	309	23			
		6		42	11	154	12			
		7	Very much	52	15	181	14			
		Total		355	100	1,296	100			
6. Would you be willing to take a position that you thought was correct or inventive, even if you thought it might be challenged by a professor or other person in authority?										
	HON06	1	Definitely no	6	2	34	3	3.0	3.0	.02
		2	Probably no	80	22	279	21			
		3	Probably yes	193	54	708	54			
		4	Definitely yes	72	22	269	22			
		Total		351	100	1,290	100			

*p<.05, **p<.01, ***p<.001 (2-tailed); Refer to the endnotes page for the key to triangle symbols.

First-Year Students

Item wording or description	Variable name	Values ^c	Response options	Frequency Distributions ^a				Statistical Comparisons ^b		
				NKU		Honors Consortium		NKU	Honors Consortium	Effect size ^d
				Count	%	Count	%	Mean	Mean	
7. Which of the following have you done or do you plan to do before you graduate?^j										
a. Present the results of research, scholarly activities, or creative works at a formal conference or exhibition <i>on your own campus</i>	HON07a <i>(Means indicate the percentage who responded "Done or in progress.")</i>		Have not decided	93	28	436	34	7%	4% *	.12
			Do not plan to do	124	34	383	30			
			Plan to do	110	31	414	32			
			Done or in progress	23	7	54	4			
			Total	350	100	1,287	100			
b. Present the results of research, scholarly activities, or creative works <i>off campus</i> at an academic conference, exhibition, or other venue	HON07b <i>(Means indicate the percentage who responded "Done or in progress.")</i>		Have not decided	114	33	462	36	2%	4%	-.10
			Do not plan to do	128	35	415	33			
			Plan to do	104	30	363	28			
			Done or in progress	6	2	44	4			
			Total	352	100	1,284	100			
8. How important is each one of the following to you personally?										
a. Making a lot of money	HON08a		1 Not very important	15	5	36	3	3.5	3.5	.02
			2 Somewhat important	39	11	182	14			
			3 Moderately important	95	27	361	28			
			4 Pretty important	138	39	487	37			
			5 Extremely important	65	18	222	18			
			Total	352	100	1,288	100			
b. Using my creativity to make artistic works or new contributions in a field	HON08b		1 Not very important	32	9	125	10	3.2	3.2	.04
			2 Somewhat important	60	19	220	17			
			3 Moderately important	107	30	392	31			
			4 Pretty important	92	27	355	28			
			5 Extremely important	59	16	189	14			
			Total	350	100	1,281	100			
c. Making a difference in the world	HON08c		1 Not very important	13	4	39	4	3.9	3.8	.05
			2 Somewhat important	26	9	116	10			
			3 Moderately important	63	19	254	21			
			4 Pretty important	118	33	455	35			
			5 Extremely important	131	35	419	31			
			Total	351	100	1,283	100			
d. Having a job that reflects my personality, interests, and values	HON08d		1 Not very important	5	2	23	2	4.2	4.1	.04
			2 Somewhat important	16	5	64	5			
			3 Moderately important	30	9	138	12			
			4 Pretty important	135	39	487	38			
			5 Extremely important	164	44	573	43			
			Total	350	100	1,285	100			
e. Arriving at a personal understanding of the meaning and purpose of life	HON08e		1 Not very important	17	5	51	4	3.9	3.8	.03
			2 Somewhat important	25	8	121	10			
			3 Moderately important	65	19	220	17			
			4 Pretty important	109	30	442	34			
			5 Extremely important	134	38	449	34			
			Total	350	100	1,283	100			

First-Year Students

Item wording or description	Variable name	Values ^c	Response options	Frequency Distributions ^a				Statistical Comparisons ^b		
				NKU		Honors Consortium		NKU	Honors Consortium	Effect size ^d
				Count	%	Count	%	Mean	Mean	
f. Becoming a leader in the community or in my profession	HON08f	1	Not very important	34	10	110	9	3.3	3.4	-.06
		2	Somewhat important	49	15	192	15			
		3	Moderately important	99	28	329	26			
		4	Pretty important	97	26	382	30			
		5	Extremely important	71	20	273	21			
		Total		350	100	1,286	100			
9. During the current school year, how often do you exercise or get other physical activity that causes noticeable increases in your breathing or heart rate?										
	HON09	1	Less than once a month	45	13	120	9	4.1	4.2 *	-.13
		2	Once a month	26	7	76	6			
		3	Several times a month	38	10	173	14			
		4	Once a week	60	16	199	16			
		5	Several times a week	127	37	470	37			
		6	Daily	54	16	247	20			
Total		350	100	1,285	100					
10. How often was each of the following things true during the past week?										
a. You felt depressed.	HON10a_21	0	Rarely or none of the time	97	29	367	30	1.3	1.2	.01
		1	Some or a little of the time	109	30	391	30			
		2	Occasionally or a moderate amount of time	93	27	347	26			
		3	Most or all of the time	51	14	181	14			
		Total		350	100	1,286	100			
b. You felt sad.	HON10b_21	0	Rarely or none of the time	57	18	233	20	1.3	1.3	-.01
		1	Some or a little of the time	145	41	490	38			
		2	Occasionally or a moderate amount of time	107	31	408	31			
		3	Most or all of the time	39	10	152	11			
Total		348	100	1,283	100					
c. You felt happy.	HON10c_21	0	Rarely or none of the time	5	2	36	3	2.0	2.0	.06
		1	Some or a little of the time	74	20	298	23			
		2	Occasionally or a moderate amount of time	179	51	582	45			
		3	Most or all of the time	93	27	367	28			
Total		351	100	1,283	100					
d. You felt that you could not shake off the blues, even with help from your family and your friends.	HON10d_21	0	Rarely or none of the time	124	36	423	34	1.1	1.1	-.03
		1	Some or a little of the time	102	30	417	32			
		2	Occasionally or a moderate amount of time	92	26	300	23			
		3	Most or all of the time	31	9	142	11			
Total		349	100	1,282	100					
e. You felt that life was not worth living.	HON10e_21	0	Rarely or none of the time	247	71	889	70	0.5	0.5	.01
		1	Some or a little of the time	53	15	217	16			
		2	Occasionally or a moderate amount of time	34	10	125	10			
		3	Most or all of the time	16	4	49	4			
Total		350	100	1,280	100					

*p<.05, **p<.01, ***p<.001 (2-tailed); Refer to the endnotes page for the key to triangle symbols.

First-Year Students

Item wording or description	Variable name	Values ^c	Response options	Frequency Distributions ^a				Statistical Comparisons ^b		
				NKU		Honors Consortium		NKU	Honors Consortium	Effect size ^d
				Count	%	Count	%	Mean	Mean	
11. Are you currently part of an honors program or honors college at your institution?^j										
	HON11a_20	No		264	77	959	76	22%	21%	.00
	(Means indicate the percentage who responded "Yes.")	Yes		80	22	295	21			
		Not applicable, to my knowledge my inst. does not have an honors program or college		6	2	30	2			
		Total		350	100	1,284	100			
[If answered "yes"] In which of the following types of honors are you currently participating at your institution?^j										
	HON11b_20_1	—	Honors program with a special honors curriculum or honors program/college completion requirements	46	62	163	64			
	HON11b_20_2	—	Honors track in your major or department	8	11	21	9			
	HON11b_20_3	—	University, college, or department honor for high GPA (e.g., Dean's List)	37	49	141	56			
	HON11b_20_4	—	National honor society specific to your major or discipline (i.e. Psi Chi, TriBeta, etc.)	5	6	5	2			
	HON11b_20_5	—	National honor society that is not specific to a major or disc. (i.e. Mortar Board, Phi Beta Kappa, etc.)	8	10	29	11			
	HON11b_20_6	—	Other, please specify:	2	2	3	1			

Seniors

Item wording or description	Variable name	Values ^c	Response options	Frequency Distributions ^a				Statistical Comparisons ^b		
				NKU		Honors Consortium		NKU	Honors Consortium	
				Count	%	Count	%	Mean	Mean	Effect size ^d
1. How much do you agree or disagree with the following statements?										
a. I often discuss socio-political issues with my family or friends.	HON01a	1	Strongly disagree	9	5	117	7	3.6	3.5	.09
		2	Disagree	21	13	247	13			
		3	Neither agree nor disagree	39	22	422	24			
		4	Agree	62	36	661	37			
		5	Strongly agree	37	23	330	19			
		Total		168	100	1,777	100			
b. I find that studying gives me a feeling of deep personal satisfaction.	HON01b	1	Strongly disagree	13	10	128	7	3.3	3.2	.02
		2	Disagree	29	17	331	19			
		3	Neither agree nor disagree	42	25	508	29			
		4	Agree	54	33	570	33			
		5	Strongly agree	29	15	224	13			
		Total		167	100	1,761	100			
c. I spend a lot of free time learning more about interesting topics that have been discussed in my courses.	HON01c	1	Strongly disagree	6	4	85	5	3.4	3.3	.11
		2	Disagree	28	16	342	18			
		3	Neither agree nor disagree	44	27	540	30			
		4	Agree	66	39	590	34			
		5	Strongly agree	23	14	213	12			
		Total		167	100	1,770	100			
d. I find it difficult to admit when I have been wrong about an idea.	HON01d	1	Strongly disagree	12	9	201	12	2.6	2.5	.07
		2	Disagree	81	48	837	47			
		3	Neither agree nor disagree	40	24	386	22			
		4	Agree	23	14	277	15			
		5	Strongly agree	10	5	65	4			
		Total		166	100	1,766	100			
e. I think of my life in terms of giving back to society.	HON01e	1	Strongly disagree	1	0	50	3	3.6	3.5	.14
		2	Disagree	20	12	222	12			
		3	Neither agree nor disagree	48	29	569	33			
		4	Agree	71	43	688	38			
		5	Strongly agree	26	15	239	14			
		Total		166	100	1,768	100			
2. During your time at this institution, about how often have you taken a course that addresses issues from the perspectives of different fields of study?										
	HON02	1	Never	12	8	149	9	2.6	2.5	.15
		2	Sometimes	63	39	843	48			
		3	Often	60	37	516	29			
		4	Very Often	28	16	242	14			
		Total		163	100	1,750	100			
3. On a scale from 1 to 7, with 7 being "Very much" and 1 being "Not at all," to what extent do you feel that your college experience has done the following?										
a. Taught you how to handle adversity and failure	HON03a	1	Not at all	5	4	97	6	4.6	4.6	-.02
		2		12	8	114	7			
		3		15	12	179	10			
		4		32	17	362	21			
		5		50	31	450	25			
		6		26	15	262	15			
		7	Very much	24	13	299	17			
		Total		164	100	1,763	100			

Seniors

Item wording or description	Variable name	Values ^c	Response options	Frequency Distributions ^a				Statistical Comparisons ^b		
				NKU		Honors Consortium		NKU	Honors Consortium	Effect size ^d
				Count	%	Count	%	Mean	Mean	
b. Increased your comfort with asking difficult questions or taking unconventional positions	HON03b	1	Not at all	5	4	93	6	4.9	4.8	.06
		2		8	5	81	5			
		3		14	9	156	9			
		4		25	15	320	18			
		5		45	26	473	27			
		6		39	24	324	18			
		7	Very much	27	15	310	18			
	Total			163	100	1,757	100			
c. Encouraged you to explore new opportunities	HON03c	1	Not at all	3	3	59	4	5.1	5.1	-.03
		2		3	2	61	4			
		3		16	13	129	7			
		4		23	12	260	15			
		5		49	30	447	25			
		6		27	16	399	22			
		7	Very much	40	24	404	23			
	Total			161	100	1,759	100			
d. Made you feel that you are part of an academic community that encourages thoughtful reflection and intellectual growth	HON03d	1	Not at all	7	6	96	6	4.8	4.8	-.03
		2		11	8	86	5			
		3		15	10	155	9			
		4		28	17	333	19			
		5		36	21	415	23			
		6		28	16	318	18			
		7	Very much	38	23	355	20			
	Total			163	100	1,758	100			
e. Changed your life in positive ways	HON03e	1	Not at all	5	5	67	4	5.0	5.1	-.03
		2		7	5	75	4			
		3		8	6	106	6			
		4		35	19	346	20			
		5		37	22	422	24			
		6		30	18	317	18			
		7	Very much	40	24	425	24			
	Total			162	100	1,758	100			
4. During your time at this institution, to what extent have your courses . . .										
a. Inspired you to make connections between ideas from different fields of study?	HON04a	1	Not at all	4	4	56	3	4.8	4.8	-.02
		2		10	6	94	6			
		3		11	8	158	9			
		4		30	18	373	22			
		5		49	29	456	26			
		6		28	17	285	16			
		7	Very much	29	16	331	19			
	Total			161	100	1,753	100			

Seniors

Item wording or description	Variable name	Values ^c	Response options	Frequency Distributions ^a				Statistical Comparisons ^b		
				NKU		Honors Consortium		NKU	Honors Consortium	
				Count	%	Count	%	Mean	Mean	Effect size ^d
b. Delved deeply into complex issues?	HON04b	1	Not at all	6	5	65	4	4.9	4.9	.02
		2		3	2	83	5			
		3		14	11	167	9			
		4		31	18	344	20			
		5		45	26	439	25			
		6		32	20	317	18			
		7	Very much	31	18	343	19			
		Total		162	100	1,758	100			
5. To what extent...										
a. Do you feel free to express your personal views on politics in class or in social spaces on campus?	HON05a	1	Not at all	18	14	218	13	4.2	4.2	.00
		2		12	8	157	9			
		3		22	15	231	13			
		4		27	15	346	20			
		5		36	20	341	20			
		6		21	12	212	12			
		7	Very much	25	15	245	14			
		Total		161	100	1,750	100			
b. Have advisors at this institution encouraged you to take courses outside your major in order to broaden your intellectual horizons?	HON05b	1	Not at all	28	18	416	24	3.8	3.5	.14
		2		19	12	210	12			
		3		16	11	237	13			
		4		39	24	323	19			
		5		23	14	258	15			
		6		18	11	138	8			
		7	Very much	18	10	166	9			
		Total		161	100	1,748	100			
c. Do you prefer to eliminate uncertainty when confronted with conflicting views on a topic?	HON05c	1	Not at all	2	2	103	6	4.6	4.4	.10
		2		6	3	87	5			
		3		16	11	203	11			
		4		58	36	550	31			
		5		45	28	388	22			
		6		16	10	214	12			
		7	Very much	18	11	196	11			
		Total		161	100	1,741	100			
d. Are you interested in taking a course on a topic outside of your major area(s) or comfort zone?	HON05d	1	Not at all	6	5	184	11	4.7	4.5	.09
		2		14	8	91	5			
		3		17	11	158	9			
		4		27	18	331	19			
		5		38	24	410	23			
		6		29	16	254	15			
		7	Very much	31	18	319	18			
		Total		162	100	1,747	100			
6. Would you be willing to take a position that you thought was correct or inventive, even if you thought it might be challenged by a professor or other person in authority?										
	HON06	1	Definitely no	4	2	48	3	3.0	3.1	-.07
		2	Probably no	29	18	296	17			
		3	Probably yes	88	55	897	50			
		4	Definitely yes	39	25	495	30			
		Total		160	100	1,736	100			

Seniors

Item wording or description	Variable name	Values ^c	Response options	Frequency Distributions ^a				Statistical Comparisons ^b		
				NKU		Honors Consortium		NKU	Honors Consortium	Effect size ^d
				Count	%	Count	%	Mean	Mean	
7. Which of the following have you done or do you plan to do before you graduate?^j										
a. Present the results of research, scholarly activities, or creative works at a formal conference or exhibition <i>on your own campus</i>	HON07a (Means indicate the percentage who responded "Done or in progress.")		Have not decided Do not plan to do Plan to do Done or in progress Total	11 101 13 36 161	7 61 9 24 100	256 914 268 294 1,732	15 53 16 16 100	24%	16% *	.19
b. Present the results of research, scholarly activities, or creative works <i>off campus</i> at an academic conference, exhibition, or other venue	HON07b (Means indicate the percentage who responded "Done or in progress.")		Have not decided Do not plan to do Plan to do Done or in progress Total	16 108 19 17 160	10 65 12 12 100	290 1,037 220 183 1,730	17 60 13 10 100			
8. How important is each one of the following to you personally?										
a. Making a lot of money	HON08a	1 2 3 4 5 Total	Not very important Somewhat important Moderately important Pretty important Extremely important	6 27 48 58 21 160	4 15 30 38 12 100	80 280 535 611 228 1,734	5 16 31 35 13 100	3.4	3.4	.02
b. Using my creativity to make artistic works or new contributions in a field	HON08b	1 2 3 4 5 Total	Not very important Somewhat important Moderately important Pretty important Extremely important	23 24 52 36 26 161	15 15 33 22 15 100	212 320 462 489 252 1,735	13 19 27 28 14 100			
c. Making a difference in the world	HON08c	1 2 3 4 5 Total	Not very important Somewhat important Moderately important Pretty important Extremely important	9 18 25 41 67 160	7 12 15 25 41 100	58 160 306 561 646 1,731	4 10 18 32 36 100	3.8	3.9	-.05
d. Having a job that reflects my personality, interests, and values	HON08d	1 2 3 4 5 Total	Not very important Somewhat important Moderately important Pretty important Extremely important	3 7 16 51 81 158	2 5 10 32 51 100	23 90 185 641 793 1,732	2 6 11 37 44 100			
e. Arriving at a personal understanding of the meaning and purpose of life	HON08e	1 2 3 4 5 Total	Not very important Somewhat important Moderately important Pretty important Extremely important	12 11 23 59 54 159	9 6 14 35 34 100	87 149 311 601 586 1,734	5 9 19 34 33 100	3.8	3.8	-.01

Seniors

Item wording or description	Variable name	Values ^c	Response options	Frequency Distributions ^a				Statistical Comparisons ^b		
				NKU		Honors Consortium		NKU	Honors Consortium	Effect size ^d
				Count	%	Count	%	Mean	Mean	
f. Becoming a leader in the community or in my profession	HON08f	1	Not very important	16	10	144	9	3.4	3.4	-.02
		2	Somewhat important	21	14	232	13			
		3	Moderately important	38	24	455	26			
		4	Pretty important	51	30	494	29			
		5	Extremely important	35	22	407	23			
		Total		161	100	1,732	100			
9. During the current school year, how often do you exercise or get other physical activity that causes noticeable increases in your breathing or heart rate?										
	HON09	1	Less than once a month	21	13	200	12	4.0	4.0	-.05
		2	Once a month	10	6	135	8			
		3	Several times a month	25	15	241	14			
		4	Once a week	31	18	262	15			
		5	Several times a week	54	35	639	37			
		6	Daily	19	13	254	15			
Total		160	100	1,731	100					
10. How often was each of the following things true during the past week?										
a. You felt depressed.	HON10a_21	0	Rarely or none of the time	47	32	562	33	1.2	1.2	.01
		1	Some or a little of the time	51	30	503	28			
		2	Occasionally or a moderate amount of time	45	27	462	26			
		3	Most or all of the time	18	11	209	12			
		Total		161	100	1,736	100			
b. You felt sad.	HON10b_21	0	Rarely or none of the time	34	23	416	26	1.2	1.2	.03
		1	Some or a little of the time	64	39	659	37			
		2	Occasionally or a moderate amount of time	47	28	485	27			
		3	Most or all of the time	15	9	176	10			
Total		160	100	1,736	100					
c. You felt happy.	HON10c_21	0	Rarely or none of the time	4	2	44	3	2.0	2.0	-.07
		1	Some or a little of the time	41	27	370	22			
		2	Occasionally or a moderate amount of time	73	43	811	47			
		3	Most or all of the time	44	28	511	29			
Total		162	100	1,736	100					
d. You felt that you could not shake off the blues, even with help from your family and your friends.	HON10d_21	0	Rarely or none of the time	62	40	706	42	1.0	1.0	.03
		1	Some or a little of the time	46	28	497	28			
		2	Occasionally or a moderate amount of time	42	24	367	21			
		3	Most or all of the time	11	8	161	9			
Total		161	100	1,731	100					
e. You felt that life was not worth living.	HON10e_21	0	Rarely or none of the time	116	71	1,268	74	0.5	0.4	.07
		1	Some or a little of the time	23	14	251	14			
		2	Occasionally or a moderate amount of time	14	10	153	9			
		3	Most or all of the time	8	5	62	4			
Total		161	100	1,734	100					

Seniors

Item wording or description	Variable name	Values ^c	Response options	Frequency Distributions ^a				Statistical Comparisons ^b		
				NKU		Honors Consortium		NKU	Honors Consortium	Effect size ^d
				Count	%	Count	%	Mean	Mean	
11. Are you currently part of an honors program or honors college at your institution?^j										
	HON11a_20	No		106	65	1,231	72	32%	24% * ▲	.17
	(Means indicate the percentage who responded "Yes.")	Yes		50	32	441	24			
		Not applicable, to my knowledge my inst. does not have an honors program or college		4	3	59	4			
		Total		160	100	1,731	100			
[If answered "yes"] In which of the following types of honors are you currently participating at your institution?										
	HON11b_20_1	—	Honors program with a special honors curriculum or honors program/college completion requirements	11	23	139	33			
	HON11b_20_2	—	Honors track in your major or department	5	15	46	12			
	HON11b_20_3	—	University, college, or department honor for high GPA (e.g., Dean's List)	30	63	290	73			
	HON11b_20_4	—	National honor society specific to your major or discipline (i.e. Psi Chi, TriBeta, etc.)	7	18	124	31			
	HON11b_20_5	—	National honor society that is not specific to a major or disc. (i.e. Mortar Board, Phi Beta Kappa, etc.)	10	23	109	28			
	HON11b_20_6	—	Other, please specify:	0	0	10	3			

First-Year Students

Variable name	N	Mean		Standard error ^f		Standard deviation ^g		DF ^h	Sig. ⁱ	Effect size ^d
	NKU	NKU	Honors Consortium	NKU	Honors Consortium	NKU	Honors Consortium			
HON01a	359	3.26	3.31	.062	.031	1.18	1.10	1,626	.436	-.05
HON01b	360	3.14	3.24	.056	.030	1.07	1.08	1,625	.106	-.10
HON01c	359	3.07	3.12	.053	.029	1.00	1.02	1,625	.435	-.05
HON01d	358	2.76	2.85	.054	.030	1.01	1.05	1,623	.135	-.09
HON01e	357	3.32	3.38	.052	.026	0.99	0.94	1,616	.306	-.06
HON02	355	2.48	2.44	.046	.023	0.87	0.81	545	.538	.04
HON03a	358	4.03	4.30	.081	.045	1.53	1.58	1,612	.005	-.17
HON03b	356	4.34	4.35	.080	.045	1.50	1.59	1,602	.940	.00
HON03c	355	4.81	4.84	.080	.043	1.51	1.54	1,602	.736	-.02
HON03d	356	4.56	4.58	.081	.046	1.53	1.60	1,597	.857	-.01
HON03e	356	4.70	4.70	.085	.045	1.61	1.59	1,602	.997	.00
HON04a	355	4.57	4.62	.084	.042	1.58	1.49	1,594	.526	-.04
HON04b	357	4.40	4.54	.083	.043	1.56	1.52	1,599	.145	-.09
HON05a	356	4.19	4.09	.095	.049	1.80	1.73	1,597	.353	.06
HON05b	354	3.91	3.84	.096	.050	1.80	1.77	1,593	.509	.04
HON05c	351	4.41	4.44	.081	.042	1.52	1.47	1,584	.758	-.02
HON05d	353	4.46	4.38	.089	.048	1.68	1.69	1,589	.400	.05
HON06	349	2.97	2.96	.038	.021	0.71	0.74	1,577	.740	.02
HON07a ^k	349	.067	.041	.0134	.0057	--	--	--	.039	.12
HON07b ^k	350	.019	.035	.0073	.0053	--	--	--	.122	-.10
HON08a	350	3.54	3.52	.057	.030	1.06	1.04	1,577	.734	.02
HON08b	348	3.23	3.18	.064	.034	1.19	1.18	1,568	.525	.04
HON08c	349	3.86	3.80	.060	.031	1.12	1.09	1,572	.409	.05
HON08d	348	4.19	4.14	.050	.027	0.94	0.96	1,572	.469	.04
HON08e	348	3.88	3.84	.062	.032	1.16	1.13	1,571	.598	.03
HON08f	348	3.31	3.38	.066	.035	1.24	1.22	1,572	.357	-.06
HON09	348	4.05	4.25	.086	.043	1.60	1.50	1,572	.034	-.13
HON10a_21	348	1.25	1.24	.055	.029	1.02	1.03	1,574	.832	.01
HON10b_21	346	1.33	1.34	.048	.026	0.89	0.92	1,569	.862	-.01
HON10c_21	349	2.04	1.99	.039	.023	0.73	0.80	1,572	.286	.06
HON10d_21	347	1.08	1.11	.053	.029	0.98	1.00	1,568	.579	-.03
HON10e_21	348	0.48	0.47	.045	.024	0.85	0.82	1,568	.930	.01
HON11a_20 ^k	348	.217	.215	.0221	.0117	--	--	--	.940	.00





Seniors

Variable name	N	Mean		Standard error ^f		Standard deviation ^g		DF ^h	Sig. ⁱ	Effect size ^d
		NKU	Honors Consortium	NKU	Honors Consortium	NKU	Honors Consortium			
HON01a	168	3.57	3.47	.088	.030	1.14	1.14	1,593	.280	.09
HON01b	167	3.27	3.25	.092	.030	1.19	1.12	1,578	.826	.02
HON01c	167	3.42	3.30	.081	.028	1.04	1.06	1,586	.165	.11
HON01d	166	2.58	2.51	.078	.027	1.01	1.01	1,583	.423	.07
HON01e	166	3.60	3.47	.070	.026	0.90	0.98	1,584	.092	.14
HON02	163	2.60	2.48	.066	.022	0.85	0.84	1,567	.076	.15
HON03a	165	4.60	4.63	.125	.045	1.60	1.69	1,579	.794	-.02
HON03b	164	4.89	4.80	.124	.044	1.58	1.65	1,574	.503	.06
HON03c	162	5.08	5.13	.122	.042	1.56	1.57	1,574	.747	-.03
HON03d	164	4.78	4.83	.141	.045	1.80	1.70	1,575	.721	-.03
HON03e	163	5.01	5.05	.133	.043	1.69	1.62	1,574	.748	-.03
HON04a	162	4.80	4.83	.125	.042	1.59	1.58	1,568	.794	-.02
HON04b	163	4.90	4.87	.124	.043	1.58	1.61	1,574	.851	.02
HON05a	162	4.16	4.17	.153	.050	1.95	1.88	1,567	.977	.00
HON05b	162	3.79	3.52	.151	.052	1.92	1.96	1,566	.096	.14
HON05c	162	4.56	4.40	.103	.042	1.31	1.57	219	.152	.10
HON05d	163	4.69	4.54	.134	.050	1.71	1.86	1,566	.301	.09
HON06	161	3.03	3.08	.057	.020	0.73	0.76	1,555	.421	-.07
HON07a ^k	162	.235	.161	.0334	.0099	--	--	--	.018	.19
HON07b ^k	161	.124	.102	.0260	.0081	--	--	--	.392	.07
HON08a	161	3.39	3.36	.081	.028	1.03	1.05	1,555	.767	.02
HON08b	162	3.07	3.12	.099	.033	1.26	1.24	1,556	.608	-.04
HON08c	161	3.81	3.87	.100	.030	1.27	1.12	190	.622	-.05
HON08d	160	4.25	4.17	.077	.025	0.97	0.94	1,551	.338	.08
HON08e	161	3.78	3.80	.099	.031	1.25	1.15	1,554	.865	-.01
HON08f	162	3.41	3.44	.098	.033	1.25	1.22	1,554	.788	-.02
HON09	161	3.95	4.02	.124	.042	1.57	1.57	1,552	.587	-.05
HON10a_21	162	1.18	1.17	.079	.027	1.01	1.02	1,557	.930	.01
HON10b_21	161	1.24	1.22	.072	.025	0.91	0.94	1,557	.741	.03
HON10c_21	163	1.97	2.02	.063	.021	0.80	0.78	1,558	.403	-.07
HON10d_21	162	1.01	0.98	.078	.027	0.99	1.00	1,554	.740	.03
HON10e_21	162	0.48	0.42	.068	.021	0.87	0.80	1,555	.374	.07
HON11a_20 ^k	161	.319	.243	.0368	.0115	--	--	--	.034	.17

Endnotes

- a. Column percentages are weighted by institution-reported sex and enrollment status (and institution size for comparison groups). Percentages may not sum to 100 due to rounding. Counts are unweighted; column percentages cannot be replicated from counts. Comparison group details are in the Selected Comparison Groups report, linked in the Data & Reports table on the Institution Interface.
- b. All statistics are weighted by institution-reported sex and enrollment status (and institution size for comparison groups). Unless otherwise noted, statistical comparisons are two-tailed independent t-tests. Items with categorical response sets are left blank.
- c. These are the values used to calculate means. For the majority of items, these values match the codes in the data file and codebook.
- d. Effect size for independent *t*-tests uses Cohen's *d*; *z*-tests use Cohen's *h*.
- e. Statistics are weighted by institution-reported sex and enrollment status (and institution size for comparison groups). Categorical items are not listed.
- f. The 95% confidence interval for the population mean is equal to the sample mean plus or minus 1.96 times the standard error of the mean.
- g. A measure of the amount individual scores deviate from the mean of all the scores in the distribution.
- h. Degrees of freedom used to compute the t-tests. Values differ from Ns due to weighting and whether equal variances were assumed.
- i. Statistical comparisons are two-tailed independent *t*-tests or *z*-tests. Statistical significance represents the probability that the difference between your students' mean and that of the students in the comparison group is due to chance.
- j. Statistical comparison uses *z*-test to compare the proportion who responded (depending on the item) "Done or in progress" or "Yes" with all who responded otherwise.
- k. Mean represents the proportion who responded (depending on the item) "Done or in progress" or "Yes."

Key to symbols:

-  **Your students' average** was significantly higher ($p < .05$) with an effect size at least .3 in magnitude.
-  **Your students' average** was significantly higher ($p < .05$) with an effect size less than .3 in magnitude.
-  **Your students' average** was significantly lower ($p < .05$) with an effect size less than .3 in magnitude.
-  **Your students' average** was significantly lower ($p < .05$) with an effect size at least .3 in magnitude.

Note: It is important to interpret the direction of differences relative to item wording and your institutional context. You may not see all of these symbols in your report

Consortium Coordinator

Andrew Cognard-Black, Assistant Professor, National Collegiate Honors Council, ajcognardblack@smcm.edu