


DATA SPOTLIGHT: MEET THE CLASS OF FALL 2024

Welcome to our 'Meet the Class' segment, where we take a closer look at the incoming students' profiles, showcasing statistics and insights that highlight the unique characteristics of this year's class.

Undergraduates

Our new undergraduate class consists of 1,510 students of which 95% are full-time. The average age for the class is 18 and 59% are female. While we have students representing 22 states and 13 countries, 96% of this entering class are from the tri-state area. The top five feeder high schools for this class are Simon Kenton, Larry A. Ryle, Campbell County, Conner Senior, and Dixie Heights and Randall K. Cooper (tied for fifth) high schools. Of this population 38% are living in campus housing, 6% are associated with Greek Life, and 59% have already used the campus recreation center.

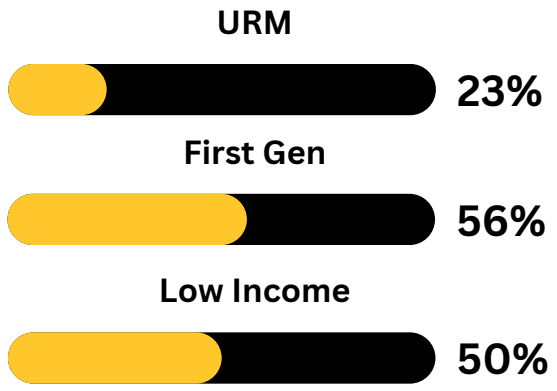
New Undergraduate Breakouts



Transfers

Our new transfers are next in the lineup with 896 entering this year. For this class, 66% are attending full-time and 52% have declared an AOL major. Their average age is 27 and 63% are female. Entering transfers also represent 25 states and 7 foreign countries with 93% coming from the tri-state area. The top three transfer institutions for this class are Gateway Community and Technical College, Cincinnati State Technical and Community College, and University of Cincinnati (Main campus). The top five declared majors are Nursing, Computer Information Technology, General Business Pre-Major, Psychology, and Elementary Education Pre-Major. Interestingly, 6% of our new transfers are living in campus housing and 19% have also accessed the campus recreation center.

New Transfer Breakouts



Graduate & Law

This year we have 1,313 new graduate students. Their average age is 32 and 71% are female. The majority are enrolled part-time (61%) and 85% have declared an AOL major. Graduate students represent 41 states and six foreign countries with 80% hailing from the tri-state area. The most popular majors for this entering class are Business Administration (MBA), Primary Care Nurse Practitioner, Psych-Mental Health Nurse Practitioner, Social Work (MSW), and Accounting or Cybersecurity (tied for fifth).

New Graduate URM



We also welcomed 151 new law students this year. Their average age is 25 and 55% are female. Our entering class represents 14 states and 89% hail from the tri-state area. Eighty-one percent of this entering class is enrolled full-time and 42% have used the campus recreation center.

New Law URM



PIR DATA UPDATES

Now Available: PIR Multi-Year Enrollment Dashboard

The PIR design team has designed a multi-year enrollment dashboard that shows trends in official census student enrollment over time, comparing key student groups to each other, with emphasis on comparative variation among key student populations. In designing this dashboard, we used this guiding question: What do our stakeholders need to help them do their work.

The dashboard features:

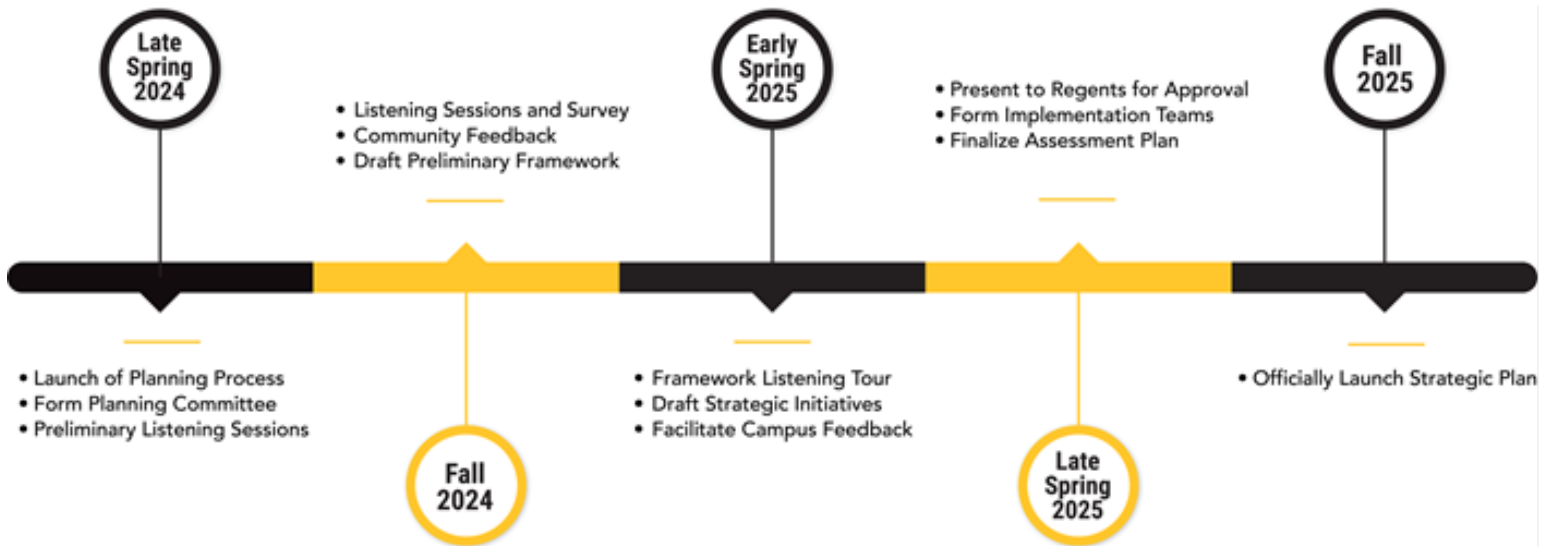
- Interactive charts with filters and trend breakouts
- A personalize your visual feature that allows power users to customize visuals
- A bookmarking feature that saves user settings or customized visuals
- Exporting features for PowerPoint or Excel reports



This dashboard is now available on the [PIR App](#) under Enrollment Profiles (NKU Login required). We want to extend sincere thanks to our beta testers for reviewing the dashboard in its development phase: The PIR Team, Amanda Andrews, Christian Gamm, Valerie Hardcastle, Janet Harrah, Vanessa Hunn, Alar Lipping, Ryan Padgett, Stephanie Songer, Beth Sweeney, Gannon Tagher, Onyinye Uwolloh, Karen Vietz, Heidi Waters, and Lesley Webster.

Strategic Plan Update

Building on the progress made under Success By Design, we are in the process of developing our next three-year strategic plan. In October, we facilitated a series of 15 thematic forums with over 260 participants, focusing on organizational culture, student success, and regional engagement. These sessions and other forms of feedback will be heavily utilized as the committee strives to build a preliminary framework over the coming months. More details about our findings, progress, and timeline can be found on the [SBD website](#).



NSSE Launches Spring 2025!

NSSE is a national student engagement survey for first-year and senior students. PIR is looking for faculty who would like to partner with us to get the word out to our students. If you are teaching a first-year or senior course in spring and you would like to have PIR make an announcement to your class about this important survey, please contact our office at ir@nku.edu. In appreciation for your collaboration, we are partnering with Marketing and Communications to give out NKU swag! [Sign-up your class](#) today! To learn more about the NSSE, visit our [website](#).



Assessment Summit: Thank You!

Thank you to everyone who attended the 2024 Assessment Summit! Your participation and insights greatly contributed to the success of this event. We look forward to continuing the conversation, and your commitment to advancing continuous improvement is truly appreciated!

We would also like to extend a special thanks to President Cady Short-Thompson and Provost Diana McGill for their presence and unwavering support for institutional effectiveness at NKU. Thank you for championing these efforts and setting the foundation for a culture of assessment across our campus.

Next, a big thank you to Undergraduate Academic Affairs for co-hosting the event with PIR. Your collaboration and support were instrumental in making the summit an effective event, and we appreciate your partnership in advancing assessment initiatives at NKU.

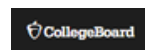
Finally, PIR would like to thank one of our own, Cori Henderson, for her exceptional work in planning and organizing the event. Your dedication and hard work were instrumental to summit's success — thank you, Cori!



Publicly Available NKU Data

Looking for NKU data points? PIR works with several external agencies to publish information on NKU. If you would like to view this information, you can refer to the [Common Data Set](#) section of the PIR webpage or visit the [PIR Research Links](#) which have NKU data from a variety of state and federal sources.

IPEDS Integrated Postsecondary
Education Data System



 **PETERSON'S**

NKU
NORTHERN
KENTUCKY
UNIVERSITY

U.S. News
& WORLD REPORT

 **CPE**
Higher Education Matters

 **CollegeBoard**

 **KENTUCKY CENTER FOR STATISTICS**
Uniting our data. Informing our Commonwealth.