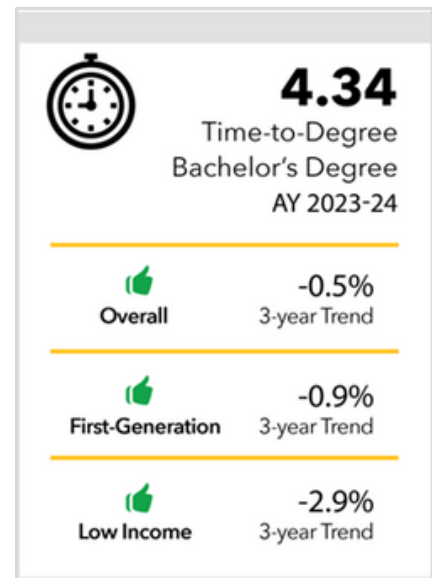
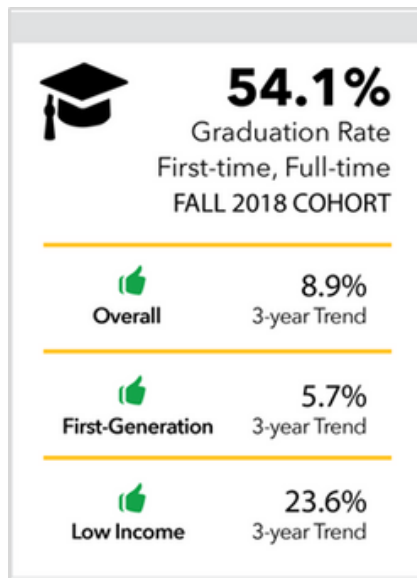
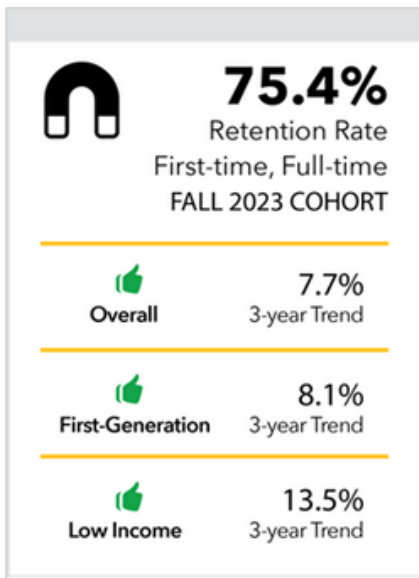


DATA SPOTLIGHT: UPDATE ON SBD METRICS

Our singular focus on student success as laid out in the current strategic plan, [Success by Design](#), has continued to generate positive gains in several student achievement areas. Our dedication to impacting the lives of all students is reflected in the latest data and through the impactful work of numerous university initiatives.

Targeted strategies implemented through the [Moon Shot for Social and Economic Mobility](#) and other initiatives have been especially impactful on our first-generation and low-income student populations. By working to improve process efficiencies and remove barriers such as registration holds, we have seen continuous improvement in the areas of retention, graduation, and time-to-degree.



While we are still working diligently to build up our total undergraduate enrollment, we have seen dramatic success with our transfer student population, with enrollments increasing by more than 30% in each semester since the launch of the [Adult and Transfer Center](#) (ATC). This rapid growth in transfer student enrollment and retention can be attributed to focused efforts on credit articulation, clear transfer pathways, and enhanced advising which have provided a more seamless transition for incoming students. In recognition of their work, the ATC team has been awarded CPE's *Transformational Leadership Award* for improving the transfer experience from Gateway to NKU.

NKU's unwavering commitment to student success is yielding measurable outcomes, which we intend to continue with the launch of our next strategic plan this coming Fall.

PIR DATA UPDATES

Introducing the Multi-Year Degrees and Certificates Dashboard

Planning and Institutional Research has rolled out another dashboard in Power BI: The Multi-Year Degrees and Certificates Awarded Dashboard. Similar to the style of the Multi-Year Enrollment Dashboard launched last year, we have provided in the Multi-Year Degrees and Certificates Dashboard master filters and trend breakouts of key student populations. Interactive tables include drill up and drill down capability across multiple dimensions. Features include the ability to save and export custom-built tables for your presentations.

You can access these dashboard on the [PIR Data Center App](#). User authentication (MyNKU login) is required.



ANNOUNCEMENTS!

Strategic Planning Update

The Strategic Planning Committee has gathered a great deal of feedback over the past year and has completed a first draft of our next strategic plan based on this input. The committee is currently presenting this draft to our shared governance groups and will be seeking wider feedback from all employees in the coming weeks.

We are committed to providing a voice to all throughout the planning process and welcome you to share your feedback by reaching out to a committee member, or by using the form on our [website](#).



ANNOUNCEMENTS!

NSSE Launches Spring 2025!

NSSE is a national student engagement survey for first-year and senior students. NSSE provides valuable feedback on engagement indicators, high impact practices, and this year, we are also participating in the Topic Modules of Information Literacy and Advising. PIR is looking for faculty who can help us improve collection of these important data.

If you are teaching a first-year or senior course in spring and would be willing to promote the survey to your class or alternatively to allow PIR to make an announcement during a session, please contact our office at ir@nku.edu. In appreciation for your collaboration, we are partnering with Marketing and Communications to give out **FREE NKU swag to participating faculty!** [Sign up your class](#) today! To learn more about the NSSE, visit our [website](#).



New! Multi-Year Dashboard Training: April 22

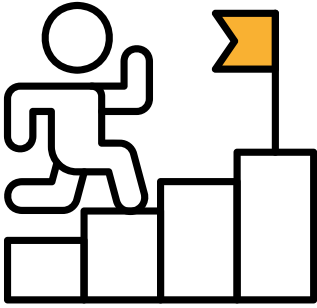
PIR recently released the new Power BI Multi-Year Dashboards. This includes enrollment, degrees, and retention and graduation. Be the first to learn more about these dashboards. Training will include; program-level drilldowns, exporting data, data disaggregation and more! Online training will be Tuesday, April 22 9:30am-10:30am. You can sign up with our [registration form](#).

Stay tuned for another announcement on similar trainings in September. In the meantime, if you are interested in receiving personalized training on the Power BI Dashboards, please reach out to us by submitting a [Planning & Institutional Research Request](#).



Assessment Reminders!

Annual Assessment: Mid-Cycle Reviews



The PIR review committee has completed the mid-cycle review of the Administrative and Support Services assessment plans. Feedback was shared through email with the divisions last week. PIR will be following up with divisions in March to discuss our feedback and to answer assessment questions. Thanks again for your continued partnership to support continuous improvement.

Assessment Pro Tip: Stay Ahead of Your Assessment Plan!

As your data rolls in, dive into completing your Findings and Analysis of Findings. This proactive step gives you plenty of time to craft meaningful **Action Plans** for the next cycle. Plus, you'll stay on track to submit your assessment plans by **September 15, 2025**—no last-minute rush, just smooth sailing!

