


Our Students. Our Opportunities.



*Whom does NKU serve and whom do
we wish to serve?*

February 11, 2013

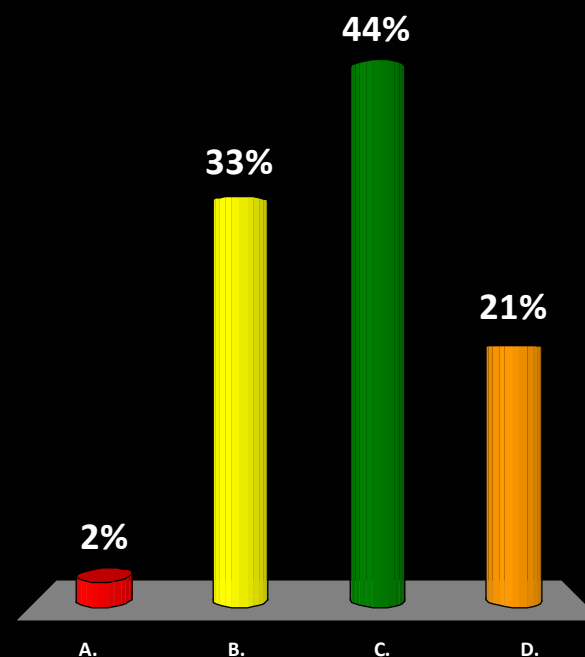
Our time. Our plan. Our future.

Please note the following when viewing  results from this Open Forum

- 55 Active Participants
- Correct answer is noted with green checkmark
- Bar chart shows responses from Active Participants

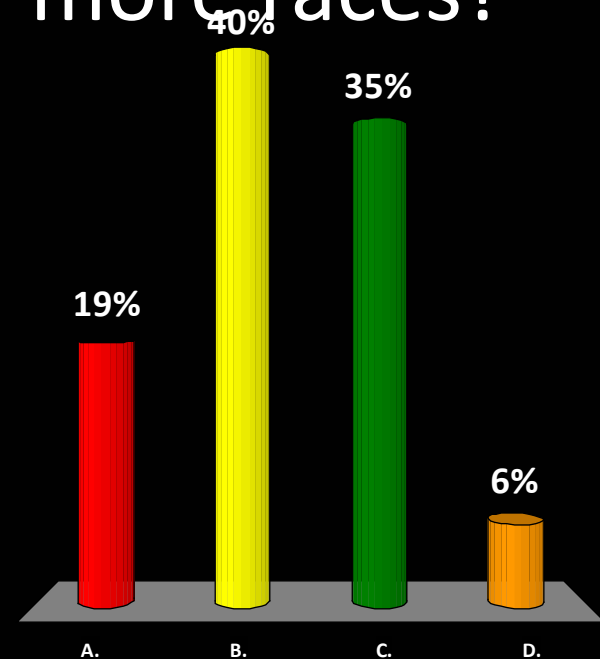
What percent of all NKU students are from Kentucky?

- A. 57%
- ✓ B. 67%
- C. 77%
- D. 87%



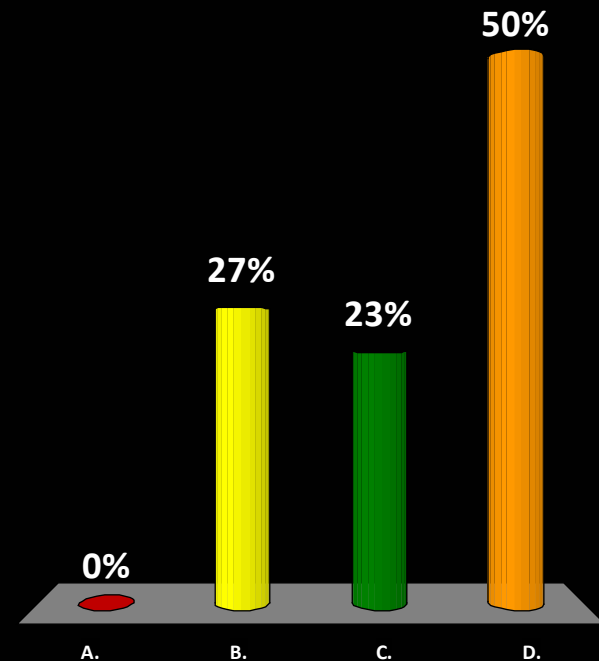
What percent of all NKU students are African-American, Hispanic, Asian, American Indian, or two or more races?

- A. 5%
- B. 9%
- ✓ C. 11%
- D. 15%



What percent of NKU undergraduates are 25 years or older?

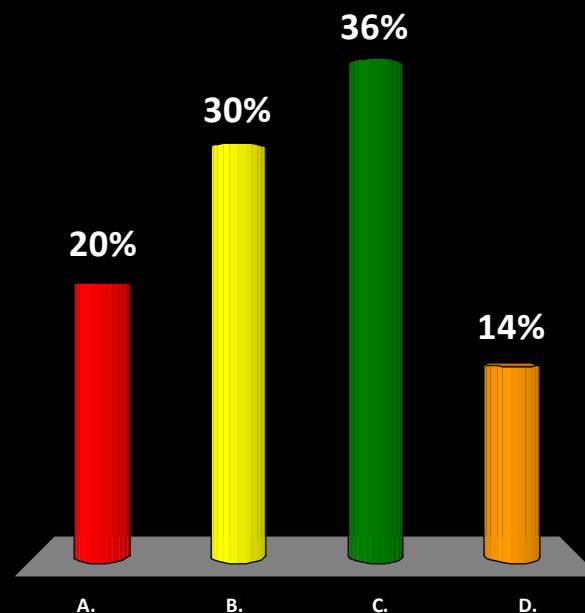
- A. 9%
- B. 14%
- C. 18%
- ✓ D. 26%



47% of undergraduate degrees are earned by students 25 years or older

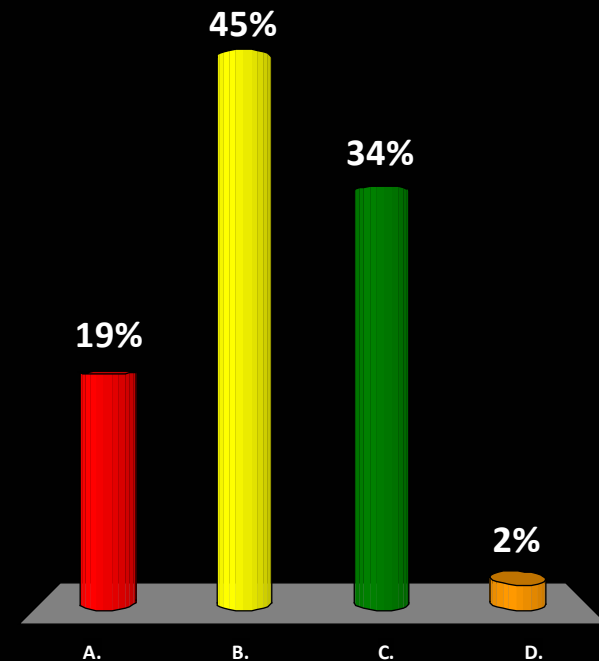
What percent of total enrollments were taught online at NKU in 2011-2012?

- A. 10%
- ✓ B. 14%
- C. 20%
- D. 23%



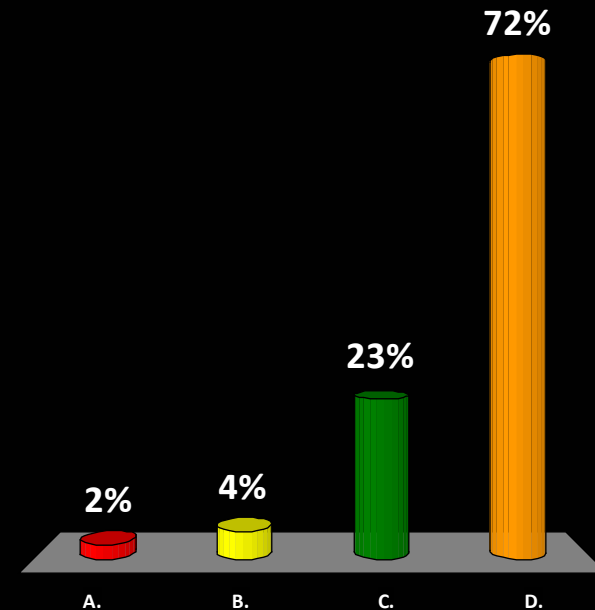
What portion of NKU's undergraduate students live on campus?

- A. 5%
- B. 9%
- ✓ C. 14%
- D. 22%



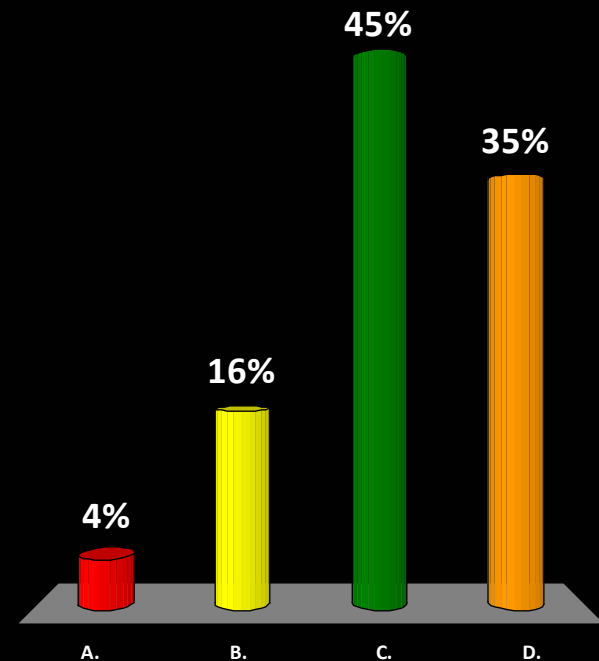
What portion of NKU seniors were employed during their last school year?

- A. 50%
- B. 67%
- C. 75%
- ✓ D. 88%



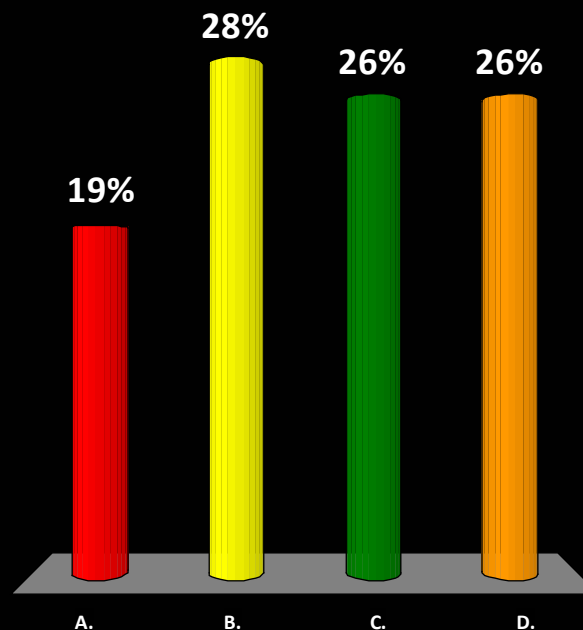
How many international students were enrolled at NKU in the fall of 2012?

- A. 384
- B. 467
- ✓ C. 537
- D. 625



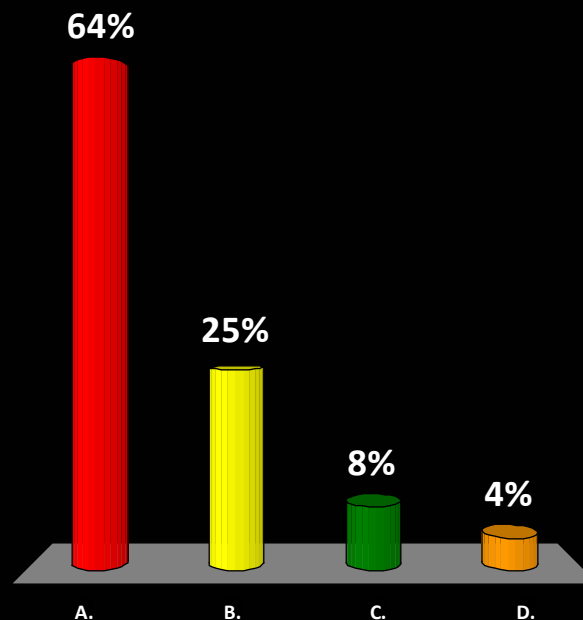
The latest results from our Destination Survey showed what percent of Spring 2012 graduates were employed full-time six months after graduation?

- A. 50%
- B. 60%
- ✓ C. 66%
- D. 88%



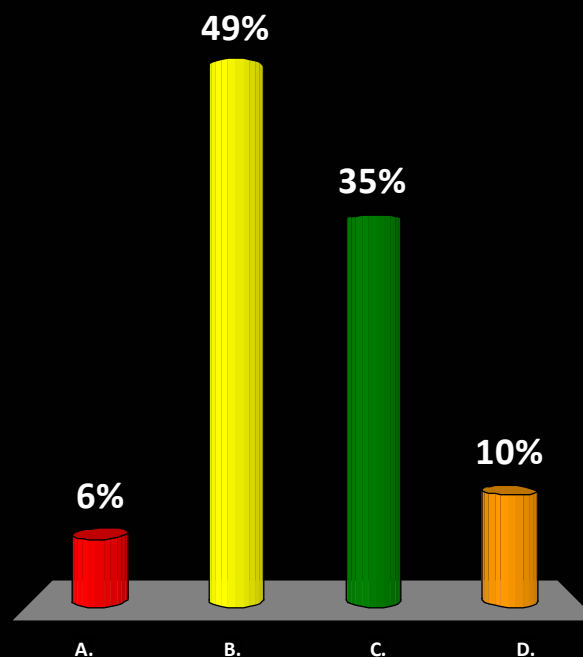
What percent of Spring 2012 graduates held jobs in which their job title was a match to their NKU major?

- A. 55%
- ✓ B. 63%
- C. 72%
- D. 80%



What proportion of NKU's total enrollment are graduate students?

- A. 5%
- B. 10%
- ✓ C. 15%
- D. 20%



Strategic Planning Home

Meet the Committee

Committee Charge

Reading Materials

Guiding Principles

Work Groups

Timeline

Open Forums

Communication Archives

- NKU
- Strategic Planning



Strategic Planning /

Strategic Planning 2013

This is an opportune time for Northern Kentucky University to embark upon a strategic planning process as we near the end of our current plan, the *Points of Focus*. NKU will celebrate its 50th anniversary in 2018, and our process this year will result in a five-year plan that will serve as our roadmap toward that defining milestone.

During the Fall semester, I sought advice from the campus community on the timeline, format, and committee composition for a strategic planning process. I had conversations at the Fall planning collaboration retreat, with the college Deans; the department Chairs; the executive committees of Staff Congress, Faculty Senate, and the Student Government Association, as well as our directors and administrators. Based on that feedback, we have put together a strong and nimble strategic planning committee that will be assisted by several work groups this spring. To produce the best plan possible, we will also seek the collective thinking of our entire campus and the community through face-to-face forums, electronic forums, surveys, social media, and written suggestions.

The world as we know it is changing rapidly, including the world of higher education. It is becoming an increasingly competitive environment, and substantial challenges confront us. To continue to provide our students with the best education possible, we must seek effective solutions and opportunities that address these challenges.

This new plan will be our roadmap for developing and implementing strategies, programs, and initiatives. The plan will articulate a clear, succinct mission and vision of the university, and it will set strategic priorities that will guide our work and our investments.

Schedule for Open Forums



strategicplanning.nku.edu

Our time. Our plan. Our future.

Our Students. Our Opportunities.



*Whom does NKU serve and whom do
we wish to serve?*

Our time. Our plan. Our future.