


**Our Services. Our People.**



*Organizational efficiencies and  
effectiveness.*

February 14, 2013

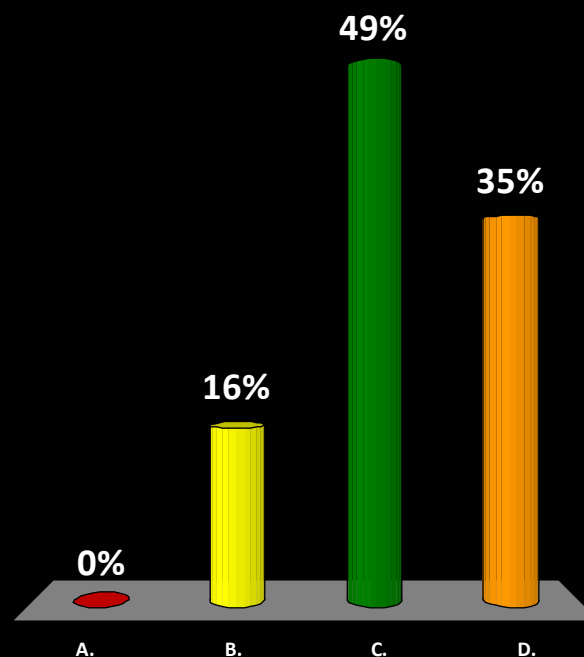
**Our time. Our plan. Our future.**

Please note the following when viewing  results from this Open Forum

- 86 Active Participants
- Correct answer is noted with green checkmark
- Bar chart shows responses from Active Participants

# NKU has how many full-time and part-time faculty and staff?

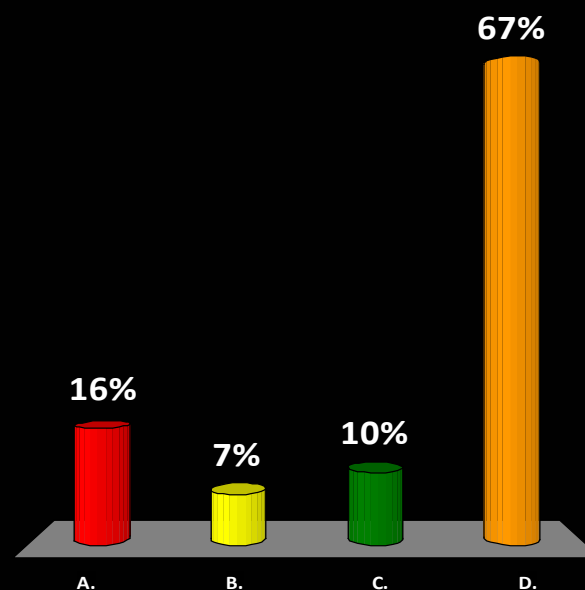
- A. 547
- B. 1,021
- ✓ C. 2,121
- D. 3,505



Fall 2012 employees reported on IPEDS

Which KY comprehensive university has the largest number of FTE students per full-time faculty?

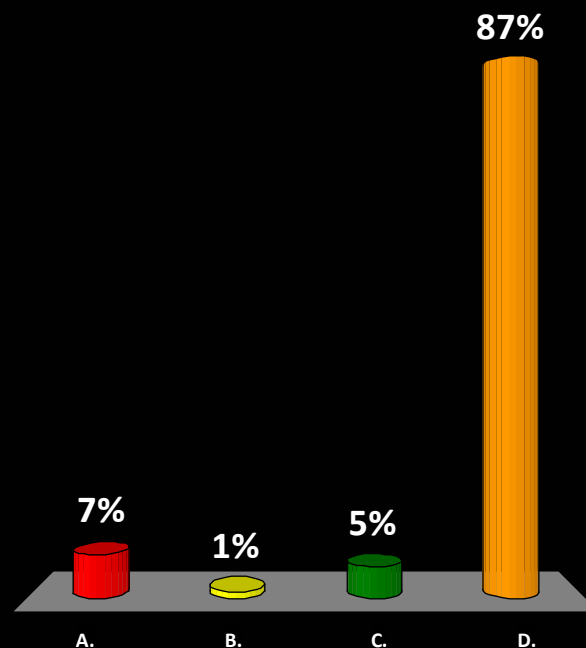
- A. ECU
- B. MoSU
- C. MuSU
- ✓ D. NKU
- E. WKU



NKU has 22.5 FTES/FTF. The average for KY comprehensive universities is 19.8. With adjuncts included in 2011, NKU had 18.1 FTES/FTEF, which tied with WKU as the highest KY ratio.

# Which KY comprehensive university has the largest number of FTE students per full-time staff?

- A. ECU
- B. MoSU
- C. MuSU
- ✓ D. NKU
- E. WKU



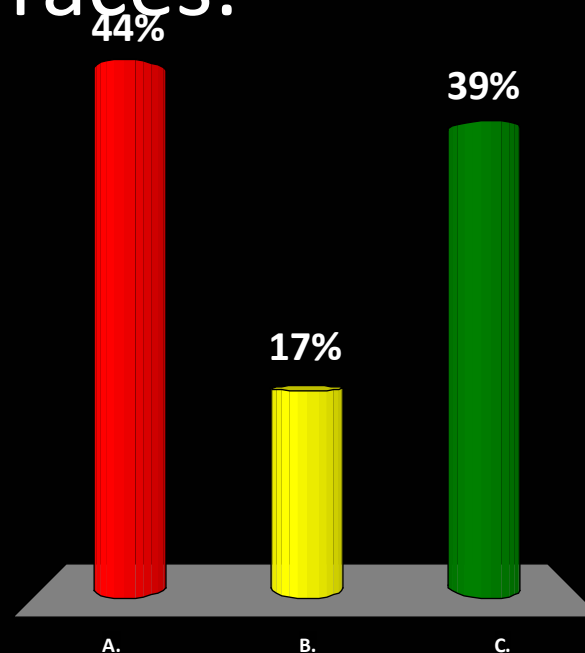
NKU has 12.1 FTE Students/FT Staff; the average for KY comprehensive universities is 9.1.

# Staffing Patterns

- NKU has more students per full-time faculty member than any public university in the state.
- NKU serves more students per full-time staff/administrators than any public university in the state.
- NKU has the lowest staff/administrator to faculty ratio of all Kentucky public universities.
- NKU has the highest ratio of part-time faculty to FTE faculty of all Kentucky public universities.

In the past five years, has the number of faculty and staff who are African American, Hispanic, and two or more races:

- A. Increased
- ✓ B. Decreased
- C. Stayed the same



IPEDS: Fall 2007 was 109, Fall 2011 was 102

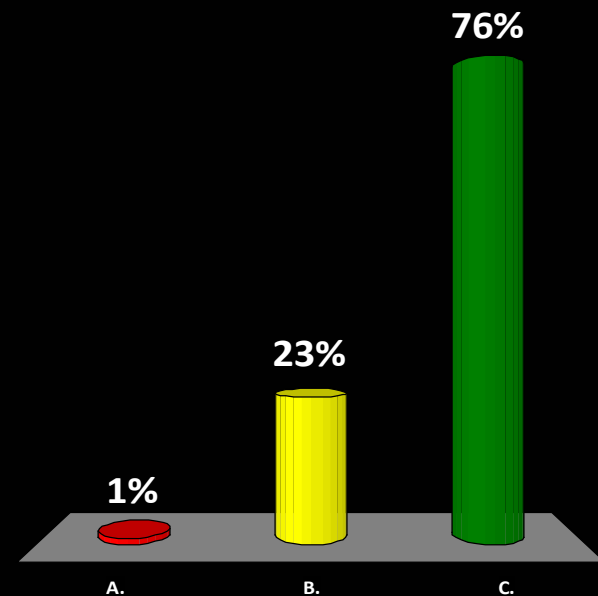
Energy savings performance contracts are projected to save NKU approximately how much annually?

A. \$6,500

B. \$65,000

✓ C. \$650,000

D. \$6,500,000

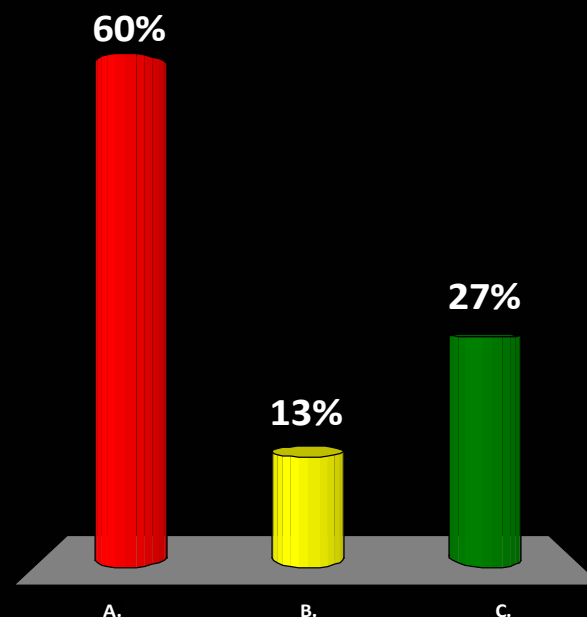


Additional savings are being captured through digital and sensor controls, LED lighting, and water conservation measures.



# Which Kentucky university has the lowest state appropriation per degree?

- A. ECU
- B. MoSU
- C. MuSU
- ✓ D. NKU
- E. WKU



State cost per degree at NKU has decline by \$901 over a 5-year period.

# State Appropriation per Degree

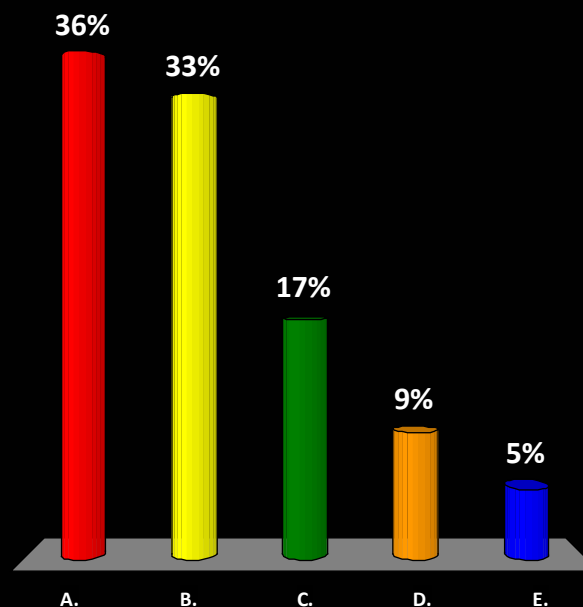


	State Appropriation per Degree						
Institution	2006	2007	2008	2009	2010	2011	Difference (2006-11)
Northern Kentucky University	\$19,680	\$20,208	\$20,976	\$19,810	\$18,848	\$18,779	\$(901)
Western Kentucky University	\$22,426	\$22,250	\$23,821	\$23,544	\$20,970	\$21,350	\$(1,076)
Murray State University	\$25,128	\$24,997	\$24,845	\$23,691	\$23,746	\$23,815	\$(1,313)
Eastern Kentucky University	\$24,005	\$26,041	\$37,125	\$24,119	\$24,302	\$24,345	\$340
Morehead State University	\$27,075	\$27,396	\$31,026	\$29,953	\$30,737	\$26,836	\$(239)

**Our time. Our plan. Our future.**

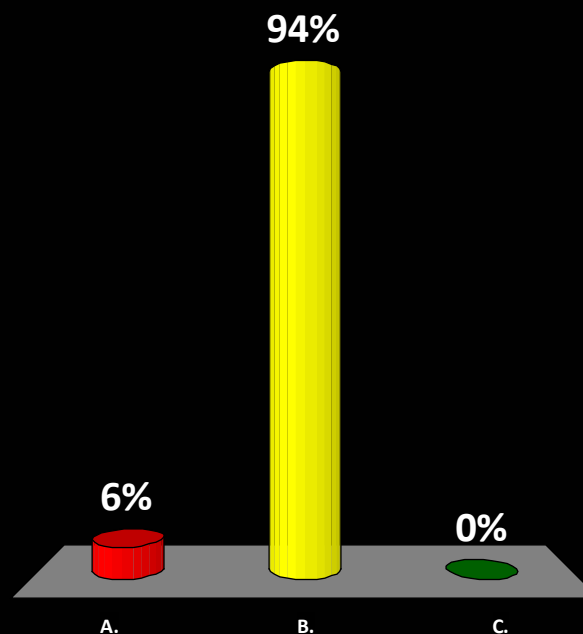
# What proportion of NKU's revenues is from state general funds?

- ✓ A. 25%
- B. 30%
- C. 35%
- D. 40%
- E. 45%



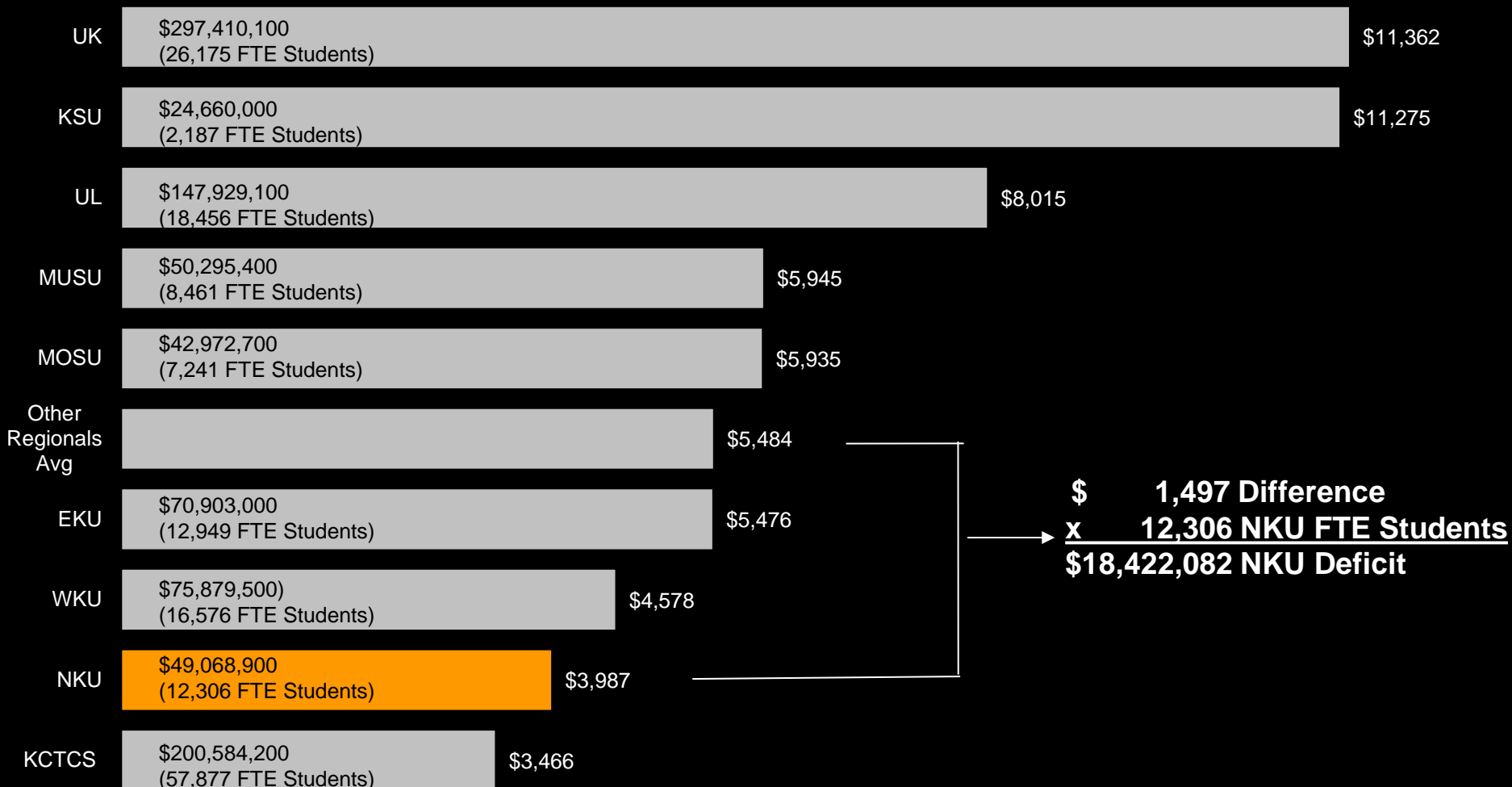
# How does NKU's state funding compare to other Kentucky higher education institutions?

- A. Higher per student than other institutions
- ✓ B. Lower per student than other institutions
- C. About the same



NKU receives the lowest state funding per student of all KY universities.

## Net State Appropriation FY 2011-12 per Fall 2011 FTE



Strategic Planning Home

Meet the Committee

Committee Charge

Reading Materials

Guiding Principles

Work Groups

Timeline

Open Forums

Communication Archives

Search  Go

- NKU
- Strategic Planning



Strategic Planning /

## Strategic Planning 2013

This is an opportune time for Northern Kentucky University to embark upon a strategic planning process as we near the end of our current plan, the *Points of Focus*. NKU will celebrate its 50th anniversary in 2018, and our process this year will result in a five-year plan that will serve as our roadmap toward that defining milestone.

During the Fall semester, I sought advice from the campus community on the timeline, format, and committee composition for a strategic planning process. I had conversations at the Fall planning collaboration retreat, with the college Deans; the department Chairs; the executive committees of Staff Congress, Faculty Senate, and the Student Government Association, as well as our directors and administrators. Based on that feedback, we have put together a strong and nimble strategic planning committee that will be assisted by several work groups this spring. To produce the best plan possible, we will also seek the collective thinking of our entire campus and the community through face-to-face forums, electronic forums, surveys, social media, and written suggestions.

The world as we know it is changing rapidly, including the world of higher education. It is becoming an increasingly competitive environment, and substantial challenges confront us. To continue to provide our students with the best education possible, we must seek effective solutions and opportunities that address these challenges.

This new plan will be our roadmap for developing and implementing strategies, programs, and initiatives. The plan will articulate a clear, succinct mission and vision of the university, and it will set strategic priorities that will guide our work and our investments.

### Schedule for Open Forums



[strategicplanning.nku.edu](http://strategicplanning.nku.edu)

**Our time. Our plan. Our future.**

**Our Students. Our Opportunities.**



*Whom does NKU serve and whom do  
we wish to serve?*

**Our time. Our plan. Our future.**