


Our Collective Future.



Open Session for Faculty and Staff

February 19, 2013

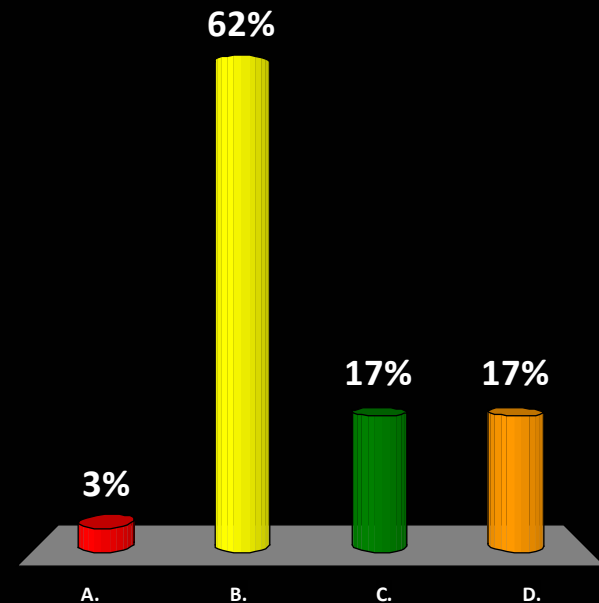
Our time. Our plan. Our future.

Please note the following when viewing  results from this Open Forum

- 37 Active Participants
- Correct answer is noted with green checkmark
- Bar chart shows responses from Active Participants

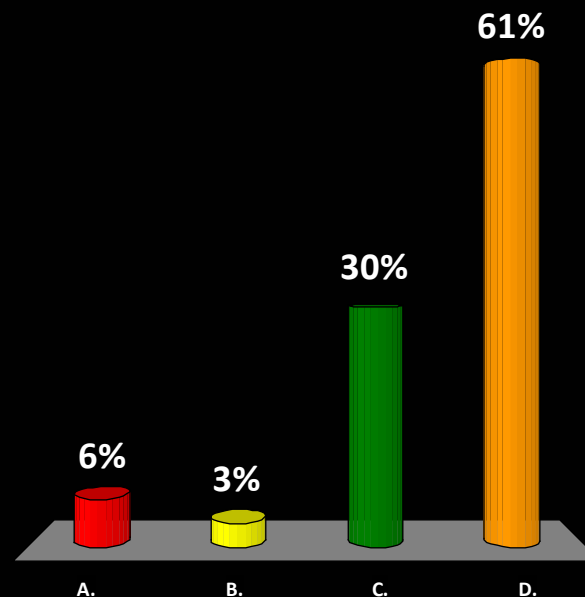
What percent of all NKU students are from Kentucky?

- A. 57%
- ✓ B. 67%
- C. 77%
- D. 87%



What percent of NKU undergraduates are 25 years or older?

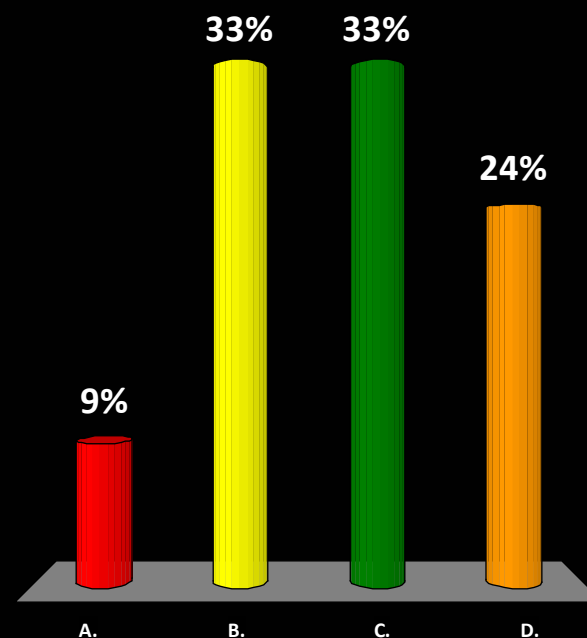
- A. 9%
- B. 14%
- C. 18%
- ✓ D. 26%



47% of undergraduate degrees are earned by students 25 years or older

What percent of total enrollments were taught online at NKU in 2011-2012?

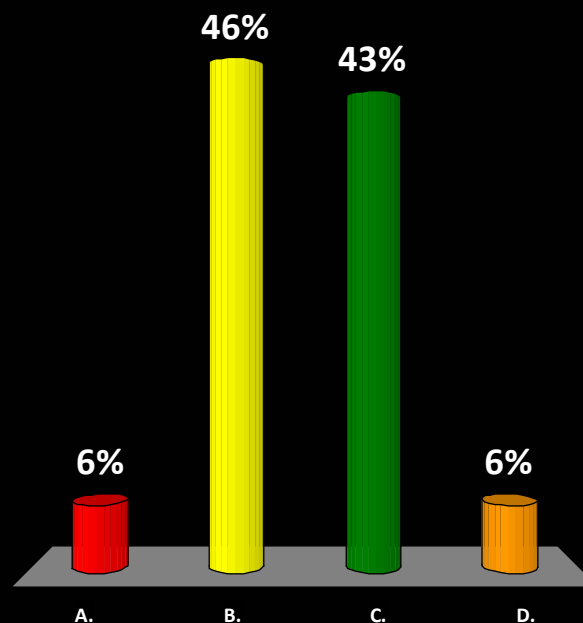
- A. 10%
- ✓ B. 14%
- C. 20%
- D. 23%



A national report shows that 32% of students take at least one online course.

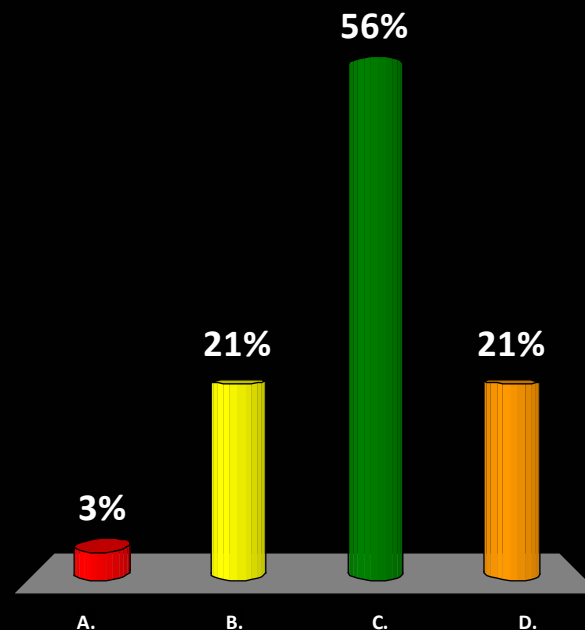
What proportion of NKU's total enrollment are graduate students?

- A. 5%
- B. 10%
- ✓ C. 15%
- D. 20%



NKU has how many full-time and part-time faculty and staff?

- A. 547
- B. 1,021
- ✓ C. 2,030
- D. 3,505



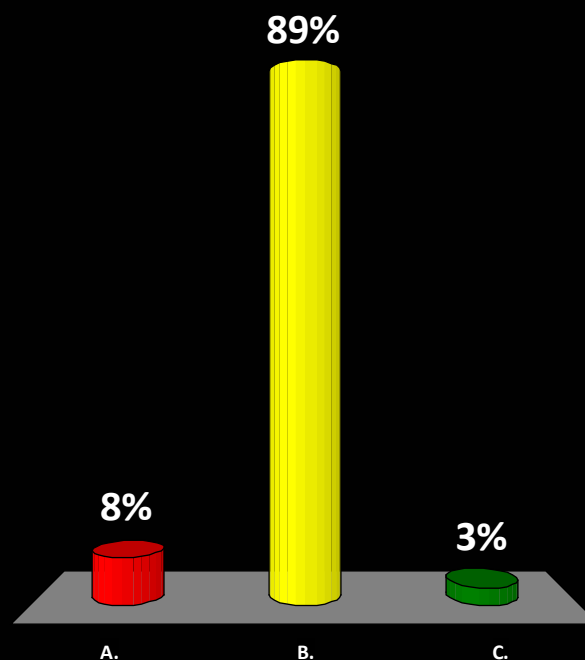
Fall 2011 employees reported on IPEDS

Staffing Patterns

- NKU has more students per full-time faculty member than any public university in the state.
- NKU serves more students per full-time staff/administrators than any public university in the state.
- NKU has the lowest staff/administrator to faculty ratio of all Kentucky public universities.
- NKU has the highest ratio of part-time faculty to FTE faculty of all Kentucky public universities.

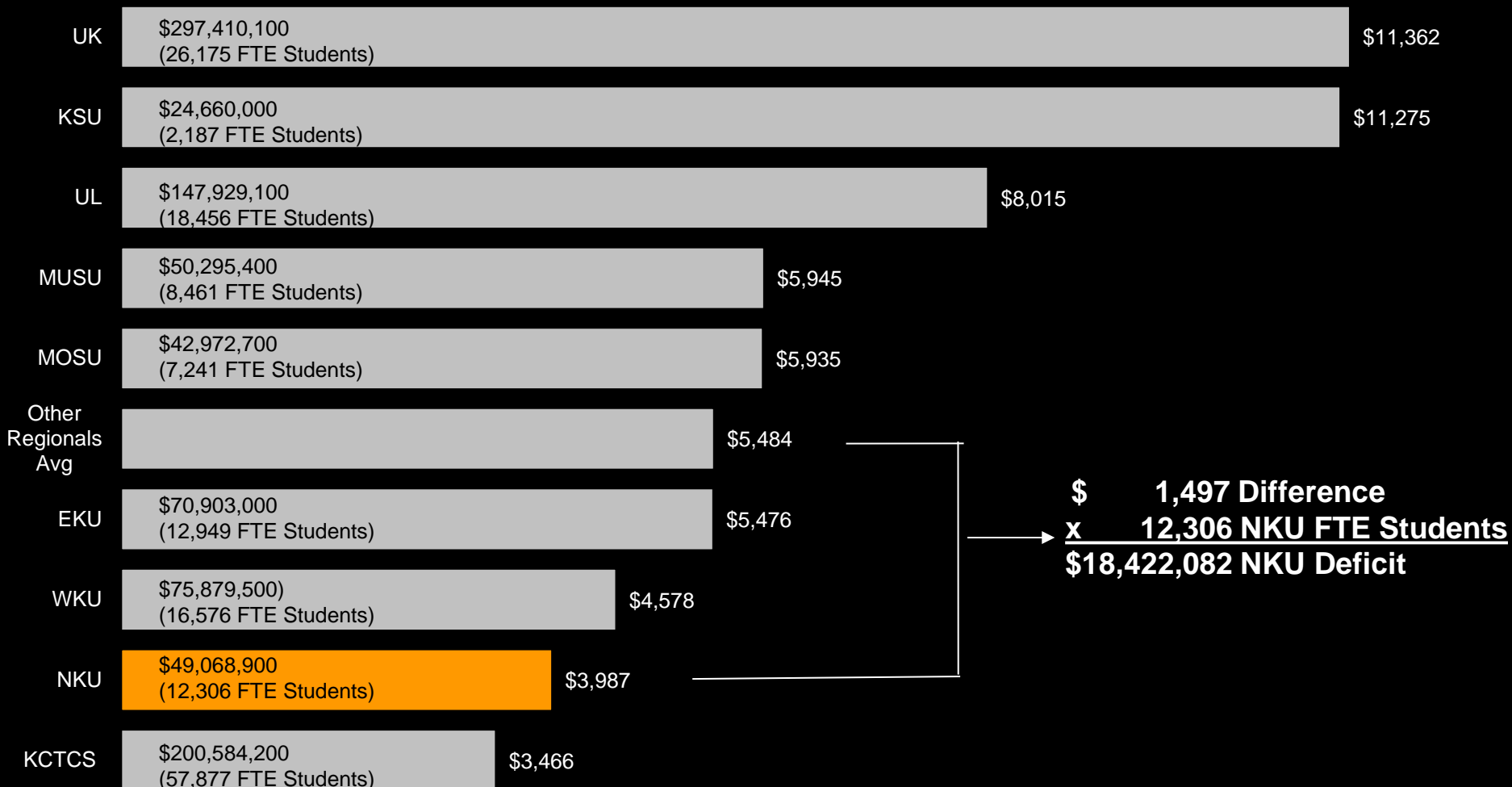
How does NKU's state funding compare to other Kentucky higher education institutions?

- A. Higher per student than other institutions
- ✓ B. Lower per student than other institutions
- C. About the same



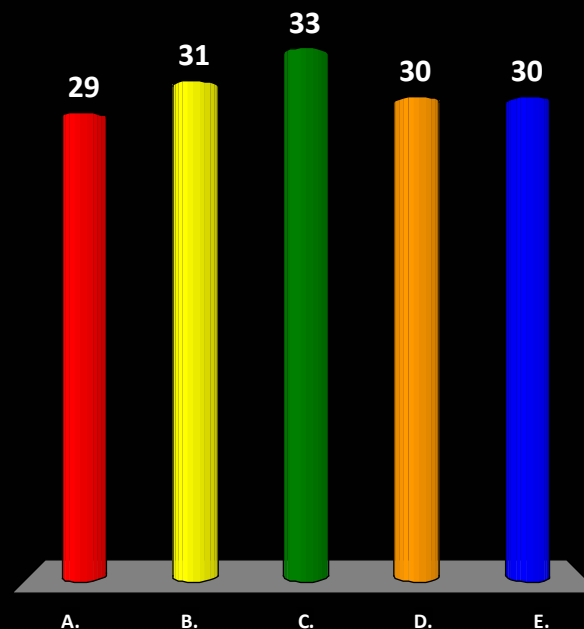
NKU receives the lowest state funding per student of all KY universities.

Net State Appropriation FY 2011-12 per Fall 2011 FTE



In higher education, public engagement includes: *(Check all that apply)*

- A. Stewardship activity
- B. Citizenship activity
- C. Classes connected to the community
- D. Co-curricular service to the community
- E. Scholarship/research for community benefit

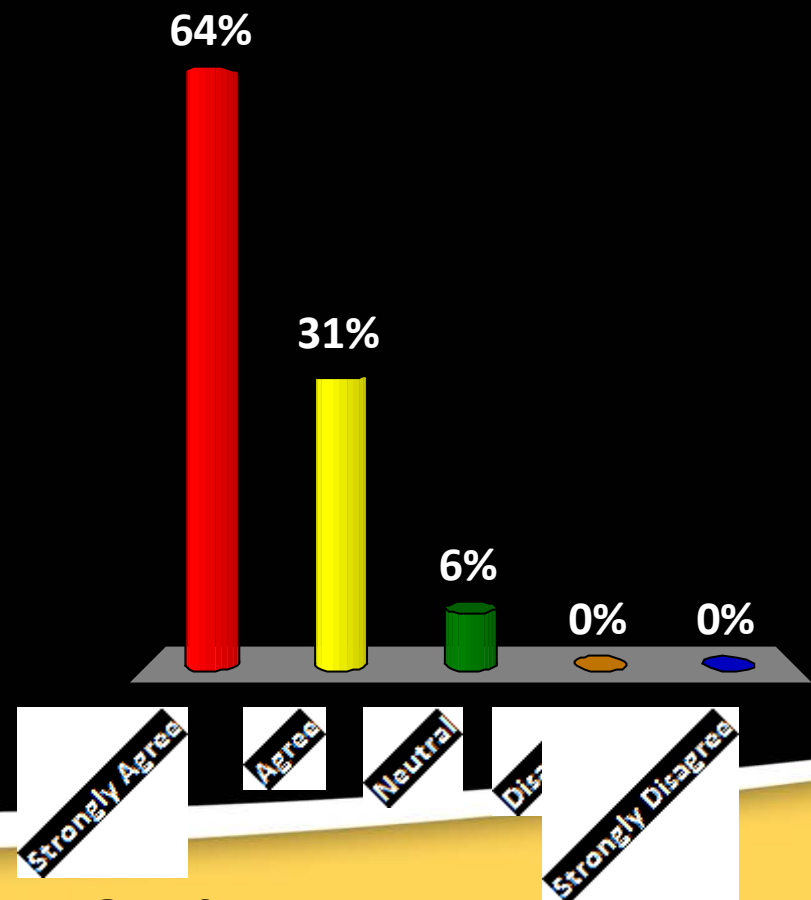


Public engagement is a core element of NKU's mission.



(Select one)

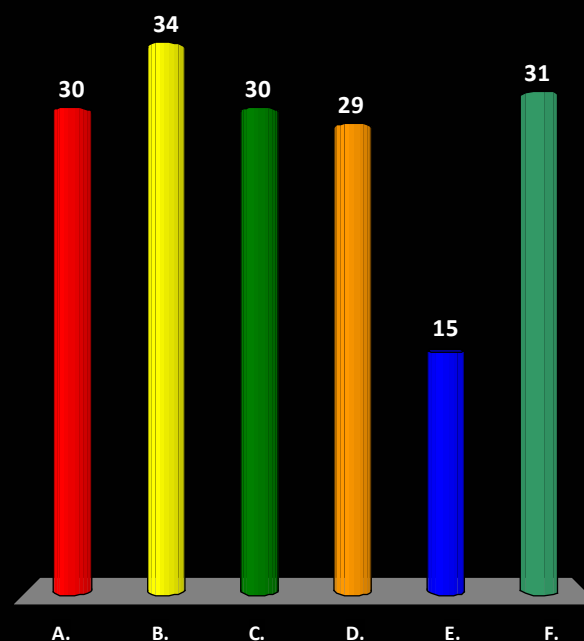
- A. Strongly Agree
- B. Agree
- C. Neutral
- D. Disagree
- E. Strongly Disagree



Our time. Our plan. Our future.

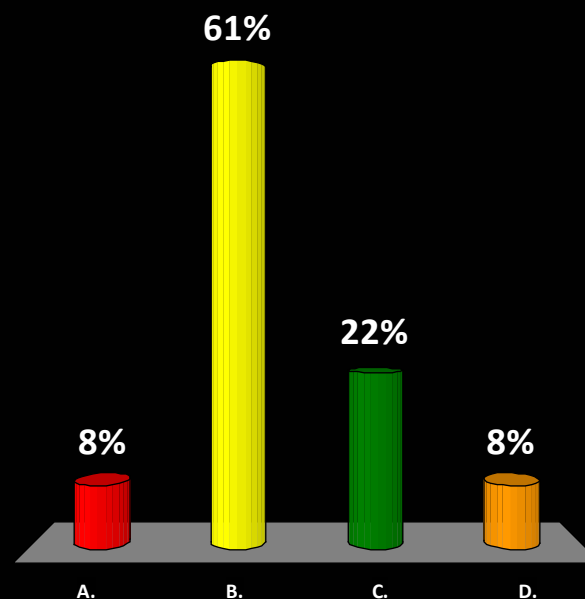
When allotting resources for academic public engagement, which of these should be among NKU's priorities? (Choose all that apply)

- A. Service learning
- B. Applied research by students
- C. Applied research by faculty
- D. Co-ops and internships
- E. Scholarly publication
- F. Professional development



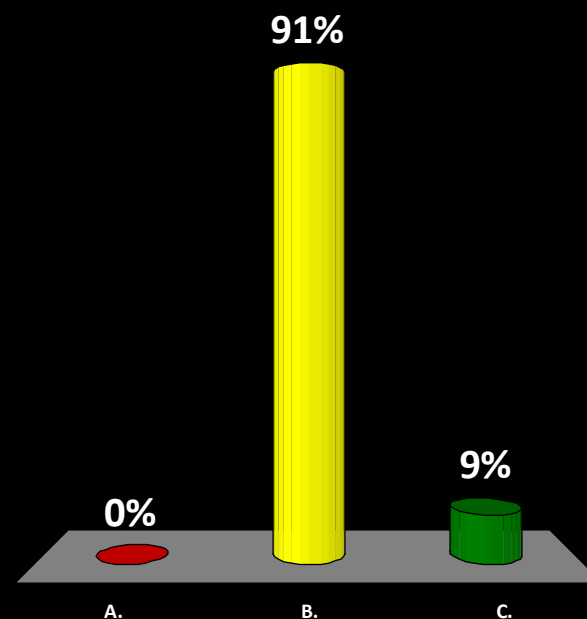
What is NKU's 6-year student graduation rate?

- A. 24 %
- ✓ B. 37%
- C. 59%
- D. 75%



Is NKU's 6-year graduation rate higher or lower than the state's average?

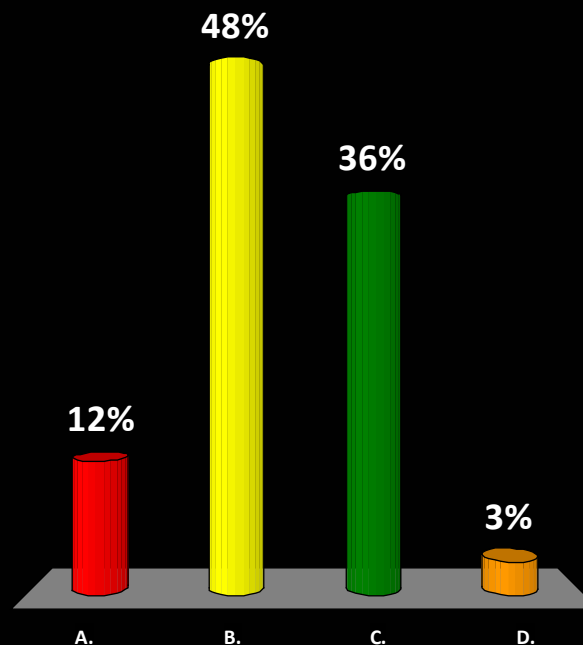
- A. Higher
- ✓ B. Lower
- C. About the same



NKU's 6-year graduation rate is 37%; the state average is 48%.

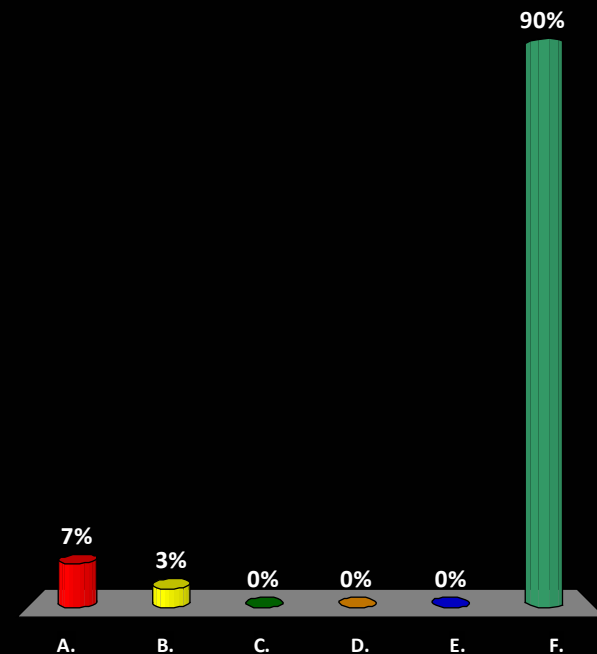
In the past five years, the number of students awarded a Pell grant has increased by what percentage?

- A. 11%
- B. 31%
- ✓ C. 56%
- D. 81%



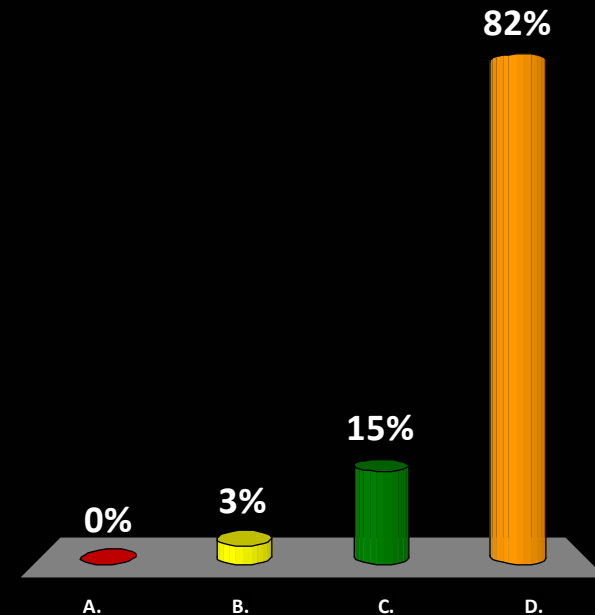
What does research show to be important for student retention?

- A. Caring, supportive faculty and staff
- B. Student engagement inside and outside the classroom
- C. Active learning in the classroom
- D. Learning communities
- E. Connections to student services within the first year
- ✓ F. All of the above



In a survey of 600 freshmen (2010), what did the students indicate as the biggest unexpected challenge(s) in their first year at NKU?

- A. Motivation
- B. Workload
- C. Time Management
- ✓ D. All of the above



[Strategic Planning Home](#)

[Meet the Committee](#)

[Committee Charge](#)

[Reading Materials](#)

[Guiding Principles](#)

[Work Groups](#)

[Timeline](#)

[Open Forums](#)

[Communication Archives](#)

- NKU
- Strategic Planning



[Strategic Planning /](#)

Strategic Planning 2013

This is an opportune time for Northern Kentucky University to embark upon a strategic planning process as we near the end of our current plan, the *Points of Focus*. NKU will celebrate its 50th anniversary in 2018, and our process this year will result in a five-year plan that will serve as our roadmap toward that defining milestone.

During the Fall semester, I sought advice from the campus community on the timeline, format, and committee composition for a strategic planning process. I had conversations at the Fall planning collaboration retreat, with the college Deans; the department Chairs; the executive committees of Staff Congress, Faculty Senate, and the Student Government Association, as well as our directors and administrators. Based on that feedback, we have put together a strong and nimble strategic planning committee that will be assisted by several work groups this spring. To produce the best plan possible, we will also seek the collective thinking of our entire campus and the community through face-to-face forums, electronic forums, surveys, social media, and written suggestions.

The world as we know it is changing rapidly, including the world of higher education. It is becoming an increasingly competitive environment, and substantial challenges confront us. To continue to provide our students with the best education possible, we must seek effective solutions and opportunities that address these challenges.

This new plan will be our roadmap for developing and implementing strategies, programs, and initiatives. The plan will articulate a clear, succinct mission and vision of the university, and it will set strategic priorities that will guide our work and our investments.

Schedule for Open Forums



strategicplanning.nku.edu

Our time. Our plan. Our future.

Our Collective Future.



Open Session for Faculty and Staff

February 19, 2013

Our time. Our plan. Our future.