


**Our Future Graduates.**



*Open Session for Students*

February 26, 2013

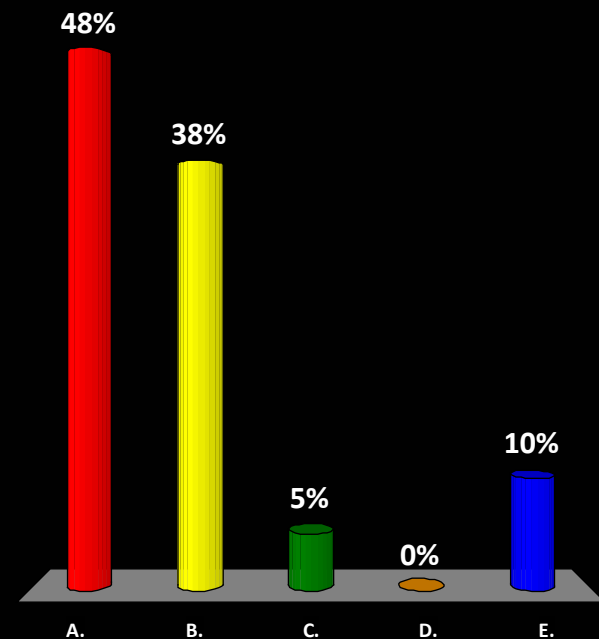
**Our time. Our plan. Our future.**

Please note the following when viewing  results from this Open Forum

- 30 Active Participants
- Correct answer is noted with green checkmark
- Bar chart shows responses from Active Participants

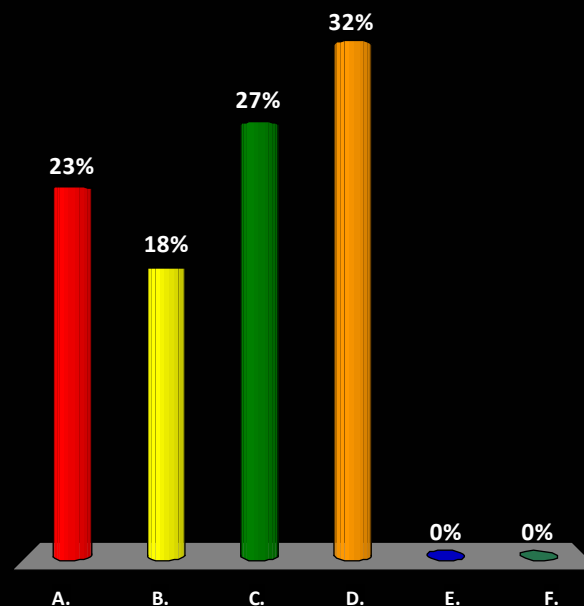
# General questions on who is attending today's forum – Are you from:

- A. Kentucky
- B. Ohio
- C. Indiana
- D. Other U.S. state
- E. Other country



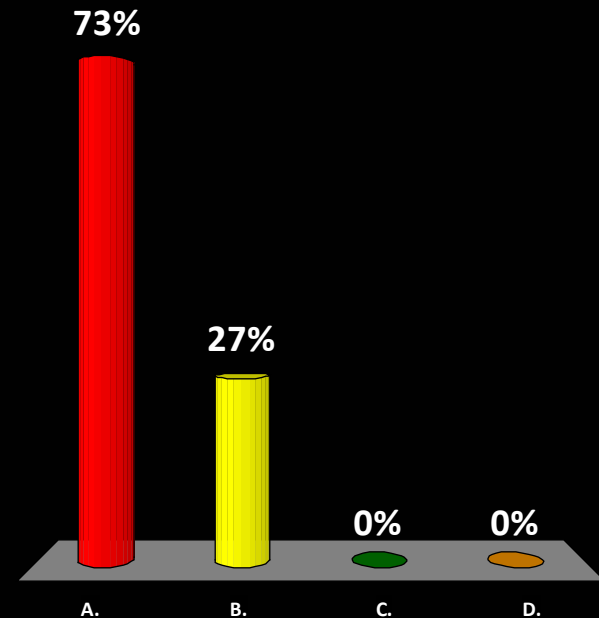
Are you a:

- A. Freshman (0-29 hours)
- B. Sophomore (30-59 hrs)
- C. Junior (60-89 hrs)
- D. Senior (90+ hours)
- E. Graduate student
- F. Law student



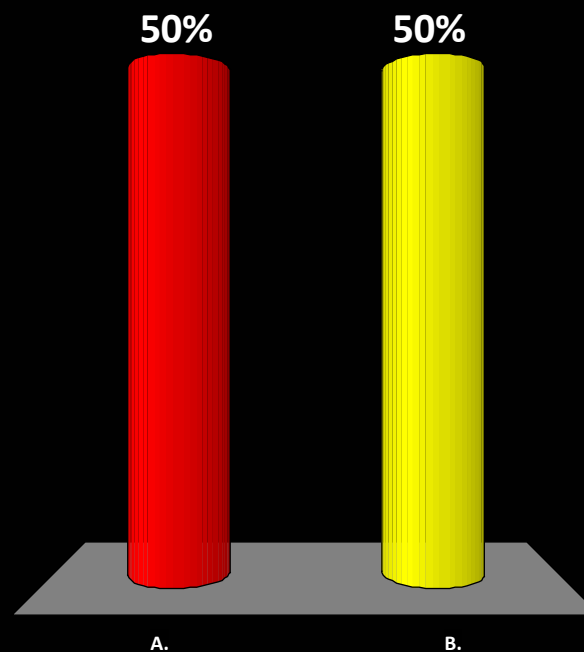
# How many hours are you currently taking?

- A. 15 + hours
- B. 12-14 hours
- C. 7-11 hours
- D. 6 hours or less



Are you a:

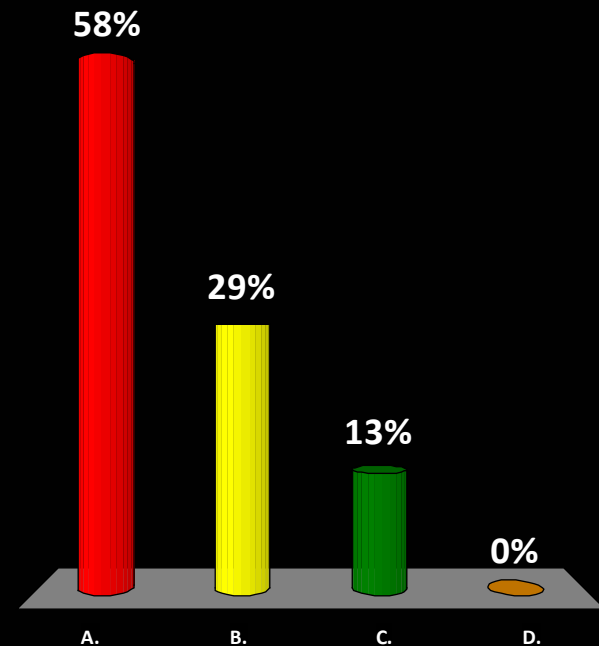
- A. Residential student
- B. Commuter student



**Our time. Our plan. Our future.**

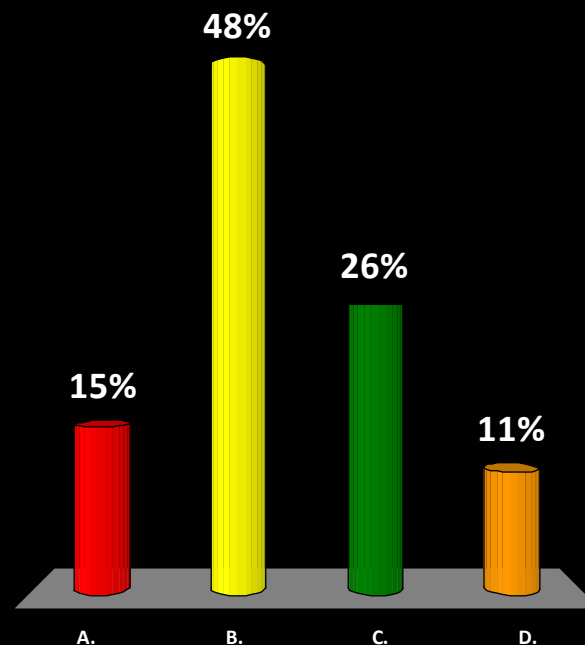
# What is your age?

- A. 20 years or younger
- B. 21-24 years
- C. 25-34 years
- D. 35+ years



Questions about NKU student population:  
What percent of all NKU students are from  
Kentucky?

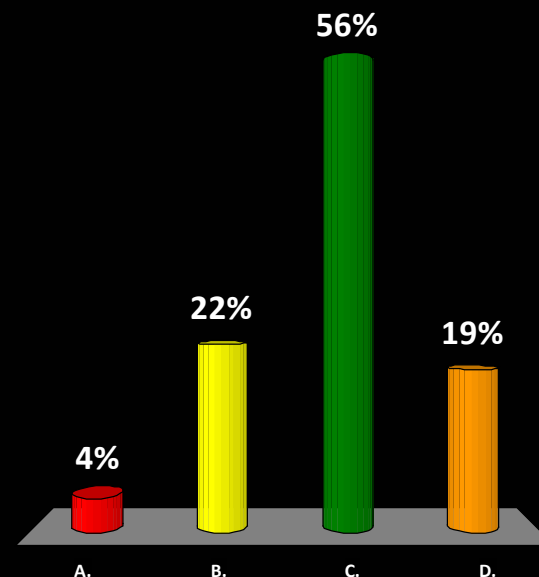
- A. 57%
- ✓ B. 67%
- C. 77%
- D. 87%





# What percent of NKU undergraduates are 25 years or older?

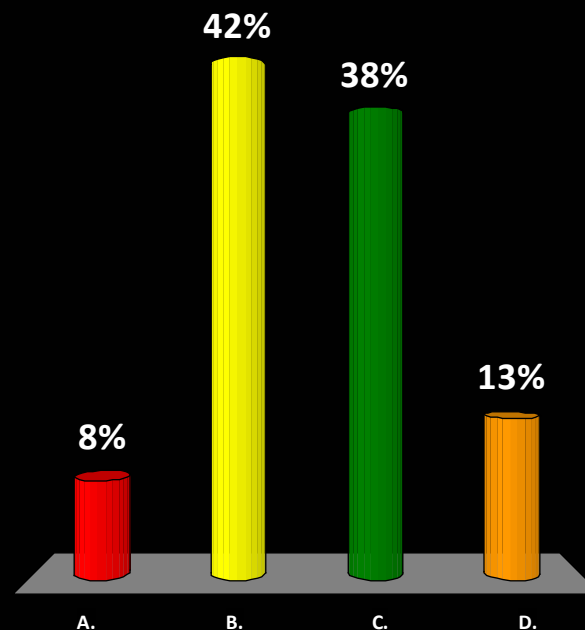
- A. 9%
- B. 14%
- C. 18%
- ✓ D. 26%



47% of undergraduate degrees are earned by students 25 years or older

# What percent of total enrollments were taught online at NKU in 2011-2012?

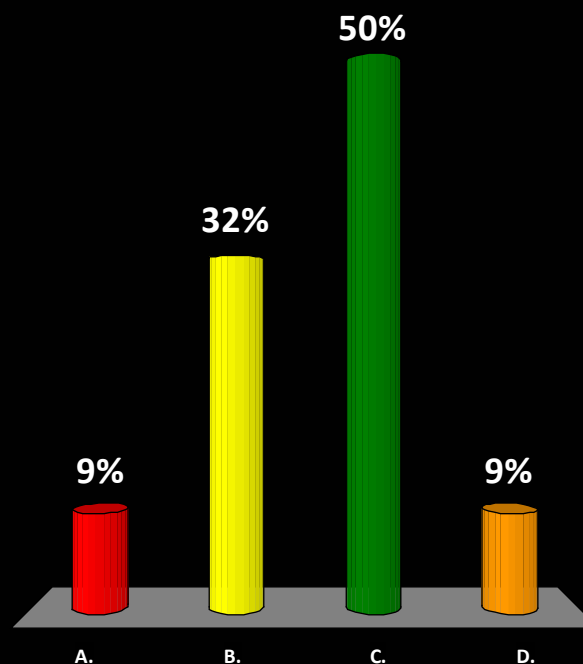
- A. 10%
- ✓ B. 14%
- C. 20%
- D. 23%



A national report shows that 32% of students take at least one online course.

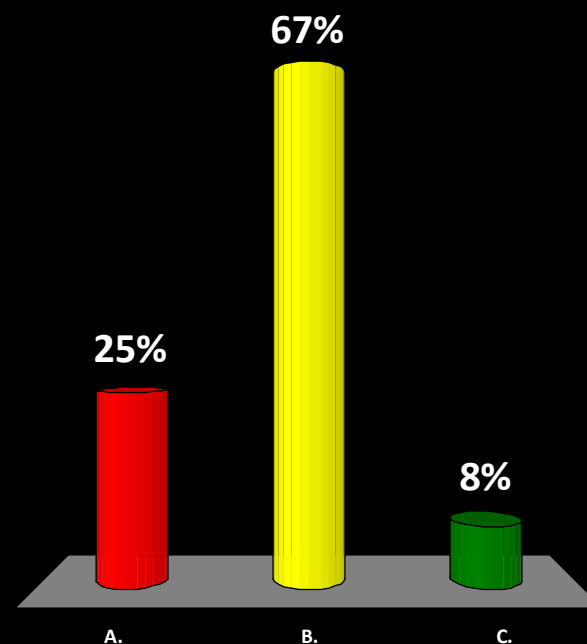
# What proportion of NKU's total enrollment are graduate students?

- A. 5%
- B. 10%
- ✓ C. 15%
- D. 20%



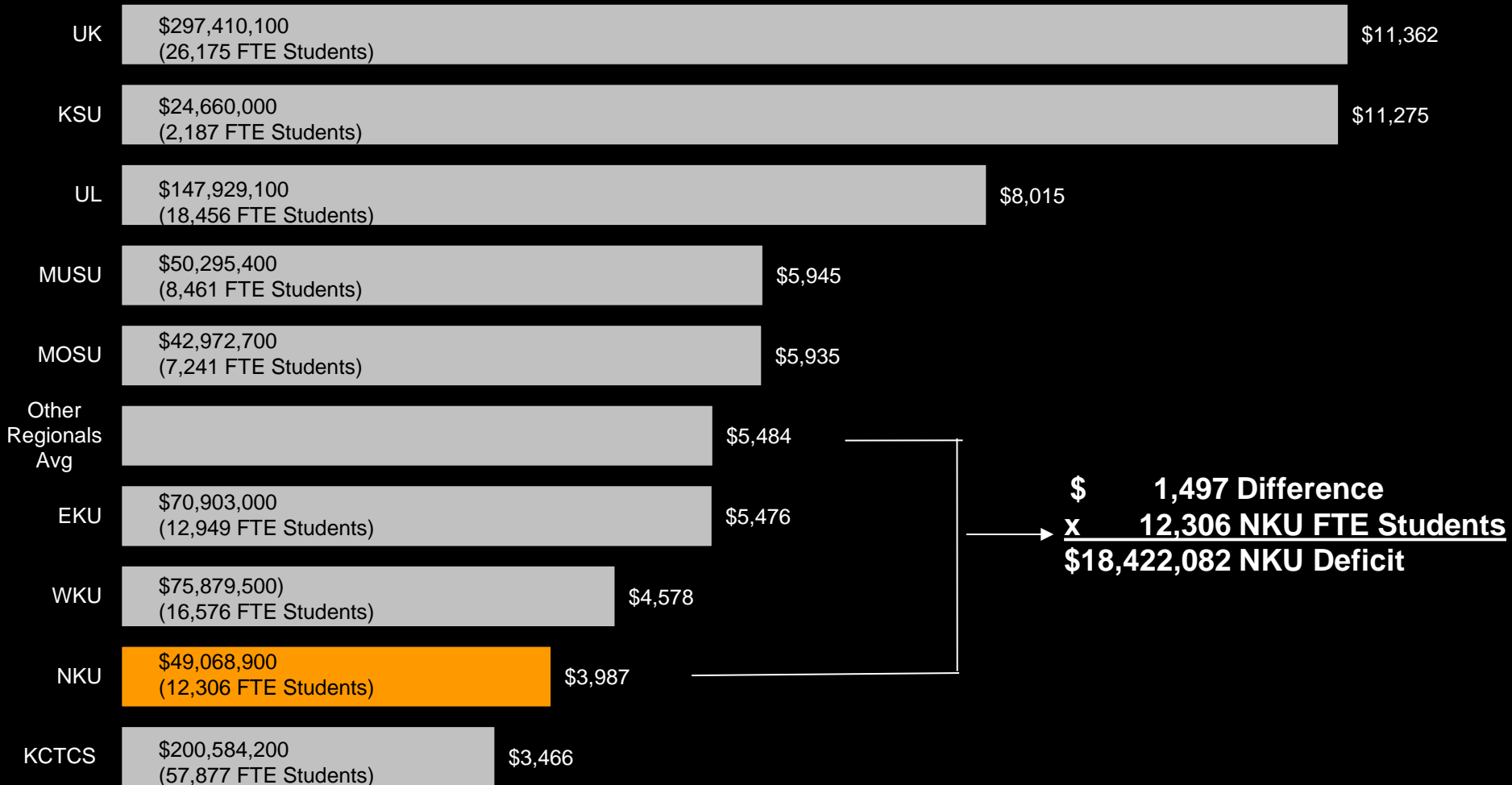
# How does NKU's state funding compare to other Kentucky higher education institutions?

- A. Higher per student than other institutions
- ✓ B. Lower per student than other institutions
- C. About the same



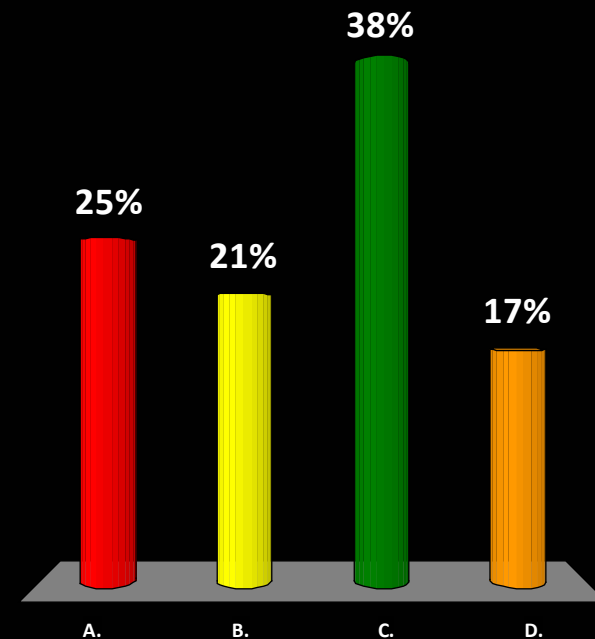
NKU receives the lowest state funding per student of all KY universities.

## Net State Appropriation FY 2011-12 per Fall 2011 FTE



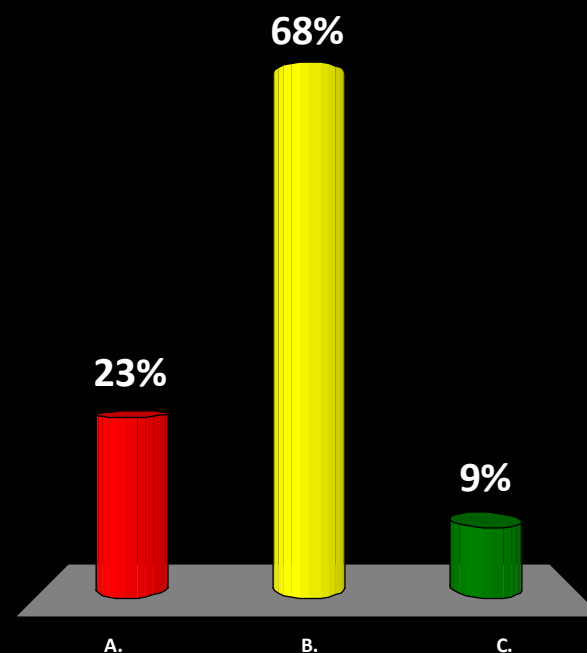
What percent of first-time, full-time entering students are still enrolled at NKU one year later?

- A. 55 %
- ✓ B. 67%
- C. 77%
- D. 88%



# Is NKU's 6-year graduation rate higher or lower than the state's average?

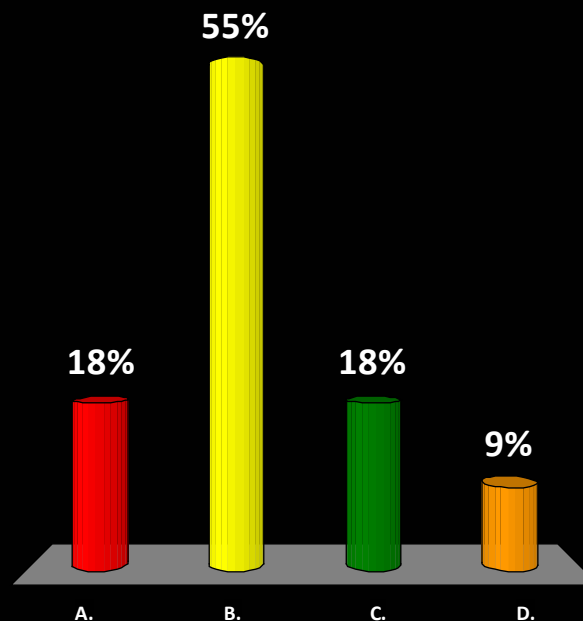
- A. Higher
- ✓ B. Lower
- C. About the same



NKU's 6-year graduation rate is 37%; the state average is 48%.

In the past five years, the number of students awarded a Pell grant has increased by what percentage?

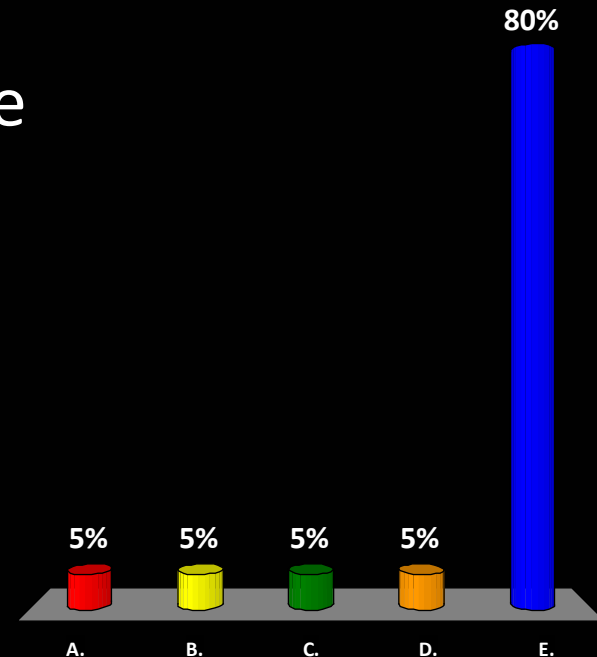
- A. 11%
- B. 31%
- ✓ C. 56%
- D. 81%





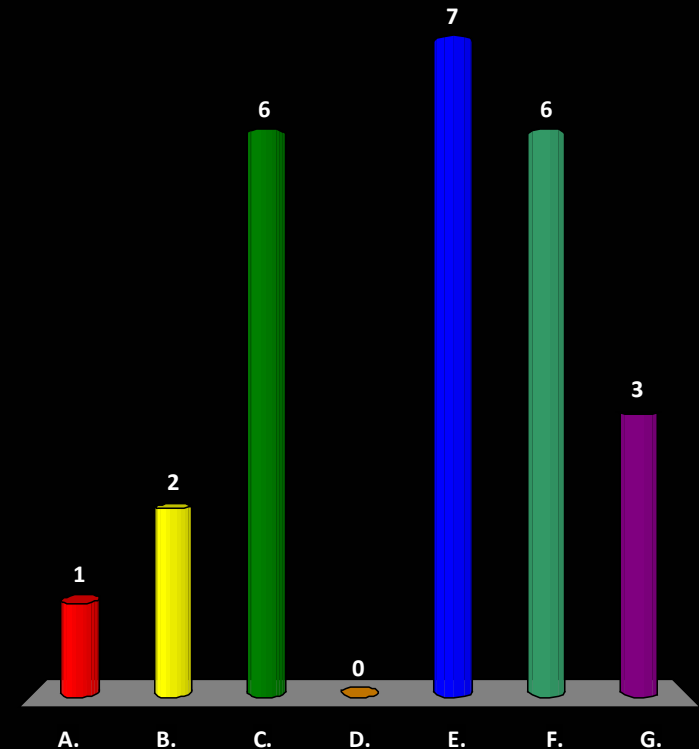
# If you have taken courses at other institutions, why?

- A. Could not get the course at NKU
- B. Because of the price difference
- C. It was more convenient at the other institution
- D. It was easy to transfer in
- E. Haven't taken courses elsewhere



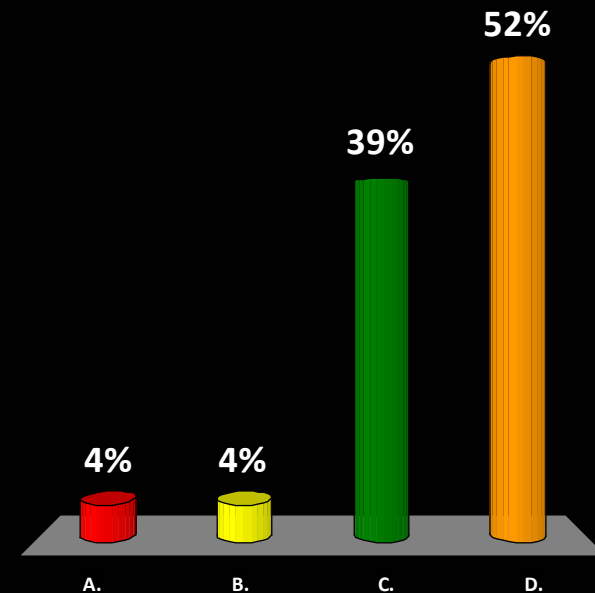
What features about NKU were a factor in your decision to attend here? (*Choose all that apply.*)

- A. Program offerings
- B. Overall affordability
- C. Small class sizes
- D. Outside learning opportunities
- E. Location
- F. Feeling connected at NKU
- G. Other



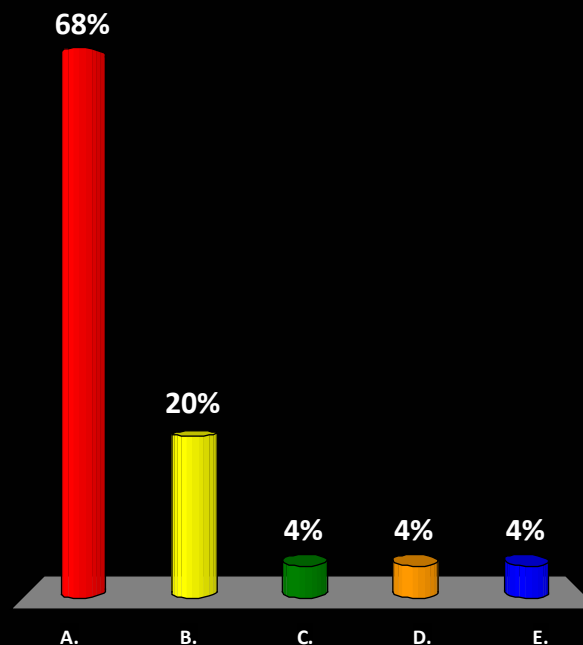
In a survey of 600 freshmen (2010), what did the students indicate as the biggest unexpected challenge(s) in their first year at NKU?

- A. Motivation
- B. Workload
- C. Time Management
- ✓ D. All of the above



# What is your overall perception of the quality of education at NKU?

- A. Excellent
- B. Above Average
- C. Average
- D. Below Average
- E. Poor



Strategic Planning Home

Meet the Committee

Committee Charge

Reading Materials

Guiding Principles

Work Groups

Timeline

Open Forums

Communication Archives

- NKU
- Strategic Planning



Strategic Planning /

## Strategic Planning 2013

This is an opportune time for Northern Kentucky University to embark upon a strategic planning process as we near the end of our current plan, the *Points of Focus*. NKU will celebrate its 50th anniversary in 2018, and our process this year will result in a five-year plan that will serve as our roadmap toward that defining milestone.

During the Fall semester, I sought advice from the campus community on the timeline, format, and committee composition for a strategic planning process. I had conversations at the Fall planning collaboration retreat, with the college Deans; the department Chairs; the executive committees of Staff Congress, Faculty Senate, and the Student Government Association, as well as our directors and administrators. Based on that feedback, we have put together a strong and nimble strategic planning committee that will be assisted by several work groups this spring. To produce the best plan possible, we will also seek the collective thinking of our entire campus and the community through face-to-face forums, electronic forums, surveys, social media, and written suggestions.

The world as we know it is changing rapidly, including the world of higher education. It is becoming an increasingly competitive environment, and substantial challenges confront us. To continue to provide our students with the best education possible, we must seek effective solutions and opportunities that address these challenges.

This new plan will be our roadmap for developing and implementing strategies, programs, and initiatives. The plan will articulate a clear, succinct mission and vision of the university, and it will set strategic priorities that will guide our work and our investments.

### Schedule for Open Forums



[strategicplanning.nku.edu](http://strategicplanning.nku.edu)

**Our time. Our plan. Our future.**

**Our Future Graduates.**



*Open Session for Students*

February 26, 2013

**Our time. Our plan. Our future.**