

NKU Mobile App

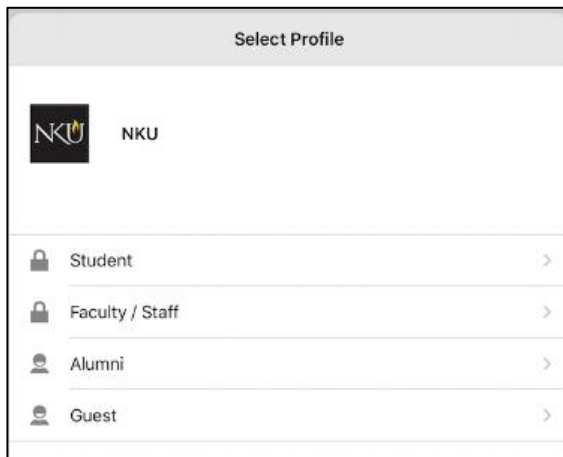
The NKU app has profiles for students, faculty/staff, alumni, and guests.

To get the NKU app, choose the appropriate App Store link below:

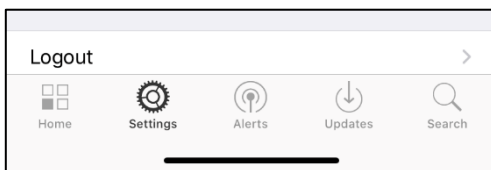
- [Apple App Store](#)
- [Google Play Store](#)

Once you have downloaded the app, follow the steps below:

1. Select the appropriate profile.



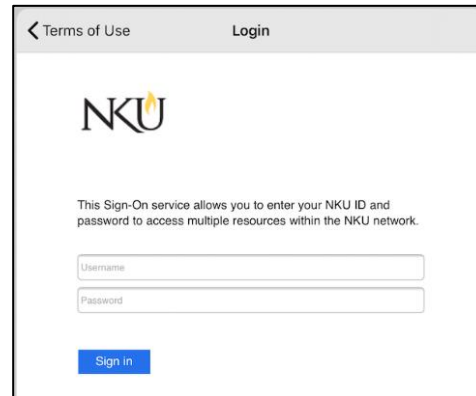
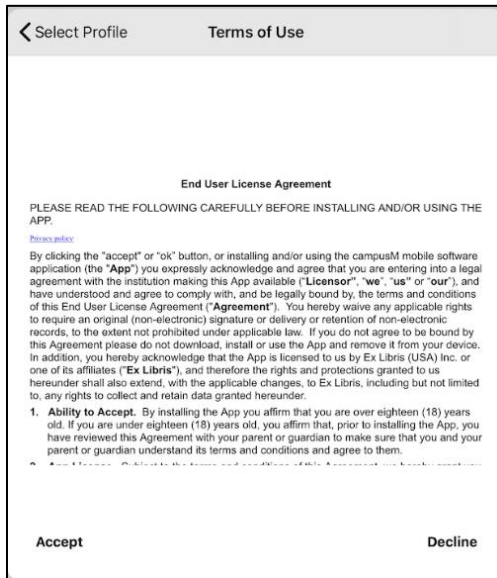
Faculty/Staff: If you already have the NKU app on your device, and cannot see the faculty/staff profile, you will need to log out, then log back in. To log out, tap "Settings", then "Logout".



Questions?

Contact the IT Help Desk at <https://inside.nku.edu/it/help.html> or (859) 572-6911.

2. Accept the terms of use, then log in using your NKU credentials.



The app will show the several options for you, which will differ depending on your profile. "Healthy@NKU" will be at the top for all users. This will allow you to complete your required health assessment each day before going to campus.

