

Grant Project Consumption Report

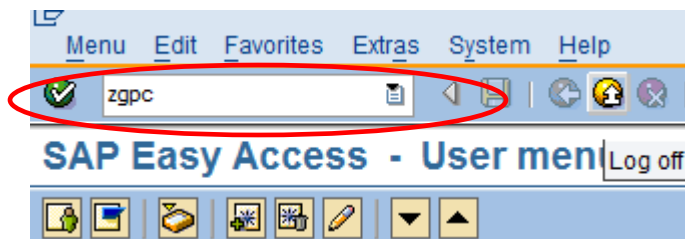
Transaction Code: ZGPC

Location(s):

SAP GUI


Purpose: This report is used for more detail of operating expenditures. The information on this report will be provided in a **NKU View** and the summary level detail can be drilled through to transaction level data. This report is in a Funds Management view and at commitment item/lowest level spreadsheet. The report displays internal match funding and external grant funds.

1. Log into myNKU
 - a. <https://myNKU.nku.edu/irj/portal>
2. Select SAP GUI tab.
3. Select either Microsoft Windows or Mac.
4. Access transaction code, ZGPC.
5. Click Enter.



6. Enter Grant.
7. Click Execute.








Grant/Project Budget Consumption: Selection

 Data Source...

Selection values

Current Fiscal Year: 2012
To Period: 16

Selection groups


Fund				
Or value(s)	0111000150	to		
Funds Center				
Or value(s)		to		
Commitment Item	ZGMTOTAL			
Or value(s)		to		
Functional Area				
Or value(s)		to		
Grant				
Or value(s)	4000458			
Funded Program				
Or value(s)		to		

8. The header information at the top of the report will display the Grant number, grant name, fund, and NKU's Fiscal Year will display as 1999...9999.

This report is run for the total Grant Project. This is a standard SAP Funds Management (FM) report , but it is used only by grants and for the grant columns listed below:

- **Original budget:** This is the original budget approved by the granting agency (Sponsor)
- **Revised Budget:** A calculation of all the budget dollars that resulted from original budget plus or minus any returns, supplements, and budget transfers. Drilldown to see budget transfers that have been requested/completed.
- **LTD Exp/Rev:** Actual expenses/revenues resulting from Purchase Orders, payroll, parked documents, travel, copy center charges, grant deposits, etc. from grant beginning to date
- **Commitments:** Open encumbrances including personnel, open Purchase Orders, and travel authorizations consuming budget
- **Parked Actual:** Open parked documents not yet paid and journal entries waiting for final Comptroller's Office approval
- **Available Budget:** Amount still available for spending by the specified unit; calculation of revised budget minus YTD Exp/Rev, commitments and parked actuals

Grant/Project Consumption Report

						
Grant/Project Consumption Report Date: 01/25/2012 Time: 09:24:13 Page: 1 / 1						
Northern Kentucky University Fiscal year 1999...9999						
Grant/Group NKU Hosting International Leaders in Education Program (ILEP(4000458) Funded Program/Group * () Fund/Group 0111000150,0132100090,0132100100,0311000100,0332100090,03321(0111000150,0132) Funds Center/Group * () Functional Area/group * ()						
Commitment Item	Original Budget	Revised Budget	LTD Exp/Rev	Commitments	Park Actual	Available Budg
413010 G&C-Priv Fed Indirect	149,894.00-	149,894.00-	137,562.38-			12,331.62-
* REVENUES	149,894.00-	149,894.00-	137,562.38-			12,331.62-
501000 Grant Personnel Pool	35,309.00	35,308.78				35,308.78
501100 Admin-Staff Pool						11,687.46-
501110 Admin-Salary			11,687.46			
503000 Faculty Pool						11,095.32-
503005 Faculty-Salary			8,641.32			
503010 Faculty-Part-Time			2,454.00			
505000 Payroll-Student Pool						2,147.25-
505010 Student-Hrly-Iws			2,147.25			
505020 Stdnt-Grad Asst			5,321.00			5,321.00-
520000 Fringe Benefits Pool	5,861.00	5,762.35				612.16
522110 Ins-Life			34.40			
522115 Ins-Dental			44.77			
522120 Ins-Disability			58.68			
522125 Ins-Health			977.87			
522127 Ins-Health Spending			18.78			
522130 Retirement-Ky			103.44			
522135 Retirement-Tiaa			2,199.84			
522140 Social Security			1,387.80			
522141 Soc Sec-Medicare			324.61			
524010 Bene-grad asst			2,616.00			2,616.00-
530000 Contracted Services Pool	9,800.00	10,300.00				600.00