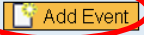
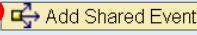



Add Lecture/Lab

1. Add section on Advanced tab (e.g. create lecture)
2. Save
3. Click Add Event



Event List						
Event ID	Start Date	End Date	Category	Delivery Mode	Section Type	Shared
E 23051543	01/14/2013	05/03/2013	LEC		Regular	
					Regular	

4. Under Event Detail, choose different Event Type (e.g. lab), enter schedule pattern

Event Detail											
Event Type:	AST 110 Lab		Location:	Highland Heights Campus	Section Type:	Reg					
Schedule Pattern											
M	T	W	R	F	S	U	Start time	End time	Room	Instructor	Ir
<input type="checkbox"/>	<input checked="" type="checkbox"/>	<input type="checkbox"/>	<input checked="" type="checkbox"/>	<input type="checkbox"/>	<input type="checkbox"/>	<input type="checkbox"/>	08:30:00 am	10:00:00 am	SC 262	Filaseta	J

5. Save
6. One section with the additional component is now reflected

Section 002		030	20/26	0	ONCAMPUS	R	08:30am - 10:00am TR	HH	SC 262	John E Filaseta	LAB
		030	20/26	0	ONCAMPUS	R	10:00am - 10:50am MWF	HH	SC 164	John E Filaseta	LEC