

National Student Clearinghouse: Myhub

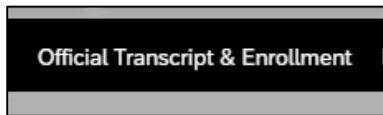
Myhub is an online platform that integrates all of a learner’s accomplishments into a single, secure location (also known as a digital locker) — no matter where, when, or how those learning achievements were earned. It is designed to bring together all an individual’s verified academic records and achievements, as well as credentials earned through online or workplace-based learning, in one place.

To access your Myhub, log into MyNKU: [myNKU - Launchpad](#).

Step 1: Click the “Student” tab



Step 2: Click the “Official Transcript & Enrollment” button at the bottom of the screen.

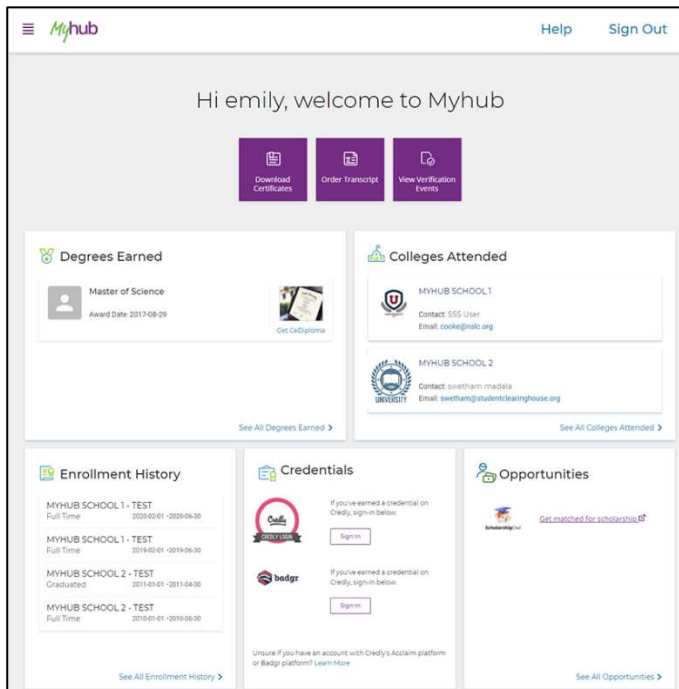


Step 3: Log in using NKU credentials.

Step 4: Choose one of the verification methods.

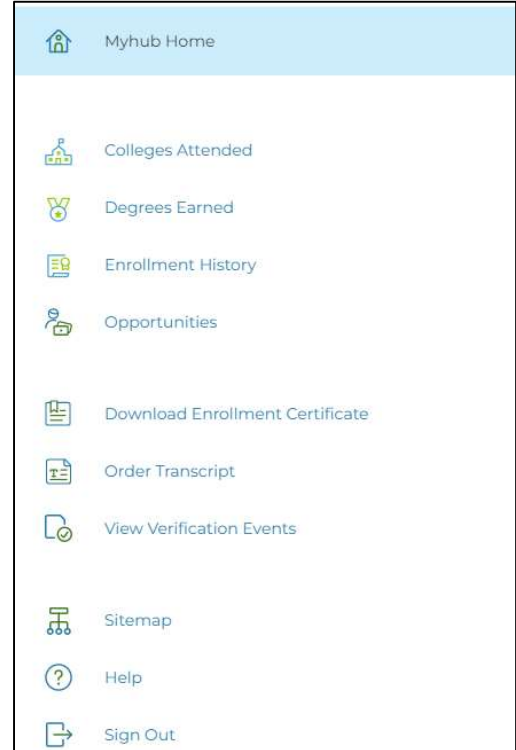
- **Google Authenticator**, you will be required to download the Google Authenticator mobile application from the Apple App Store or Google Play Store using your mobile device.
- **SMS Authentication**, you will be prompted to provide a mobile phone number capable of receiving SMS text messages during set up. SMS text message fees may apply depending on your mobile plan.
- **Email Authentication**, your email address used to log in or registered with your account will be defaulted to receive the two-factor authentication code. This email address cannot be changed.

Welcome to your Myhub!



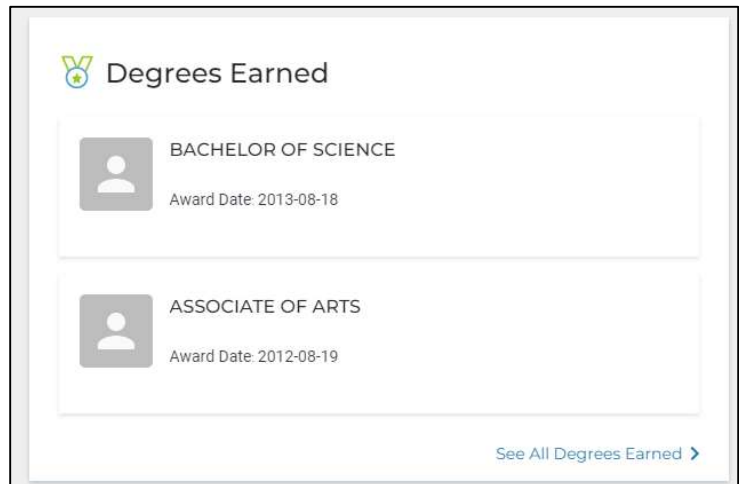
National Student Clearinghouse: Myhub

You can access all Myhub options through the Myhub Navigation menu in the top left of the screen.



Degrees Earned

Any degrees reported to the Clearinghouse are shown here. You will see the degree type, the college that awarded the degree, and the date the degree was awarded.



National Student Clearinghouse: Myhub

Colleges Attended

Each college you have attended that also participates in Myhub is displayed on the "Colleges Attended" page, along with its contact information. You should contact the college if you have any questions about any of your student information displayed for the college in Myhub. On this page, you can also access Transcript Ordering or additional information about ordering transcripts from the colleges displayed.

Enrollment History

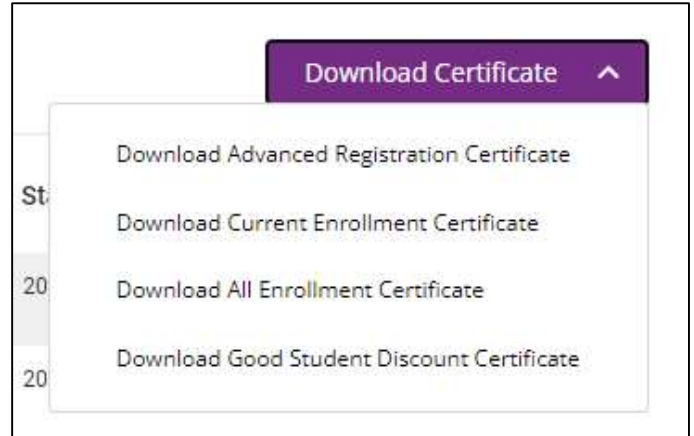
All the terms for which you were enrolled in college are shown here, as reported to the Clearinghouse.

| Term Start Date | Term End Date | Enrollment Status | Status Effective Date | Date Certified |
|-----------------------|---------------|-------------------|-----------------------|----------------|
| 2020-02-01 | 2020-06-30 | Full Time | 2019-02-01 | 2020-06-21 |
| 2019-02-01 | 2019-06-30 | Full Time | 2019-02-01 | 2020-06-20 |
| MYHUB SCHOOL 2 | | | | |
| 2011-01-01 | 2011-04-30 | Graduated | 2011-01-01 | 2020-06-21 |
| 2010-01-01 | 2010-06-30 | Full Time | 2010-01-01 | 2020-06-20 |

National Student Clearinghouse: Myhub

To see your full enrollment history, click the hyperlink at the bottom of the "Enrollment History" tile.

Select the "Download Certificate" option to obtain an Advanced Registration certificate, a Current Enrollment certificate, All Enrollment Certificate, or Good Student Discount Certificate.



Credentials

Users can log in to their Credly Acclaim or Badgr accounts from the Credentials section.

Example of what you can see when your Credly Acclaim or Badgr accounts have been synced.

