



GRADUATION WORKFLOW

Advisor/Program Director (Level 1 Approval)

The process of approving a student's graduation application is a myNKU workflow. When a student applies to graduate, the application will appear in the myNKU My Inbox of the Advisor/Program Director (Level 1 Approval).

[Mynkuhelp.nku.edu](https://mykuhelp.nku.edu)

Registrar.nku.edu

Table of Contents

What Prep Work Should Be Completed Prior To A Student Applying To Graduate?	Page 2, Appendix A
How Do I Know That A Student Has Applied to Graduate?	Page 2
When Should I Begin Certifying Graduation Applications?	Page 2, Appendix B
Where Do I Begin Reviewing Graduation Applications For Certification? <ul style="list-style-type: none"> • How to Filter on Graduation Applications • How to Search by Program, Name or Term 	Pages 2-4
How Do I Prepare to Certify A Graduation Application? <ul style="list-style-type: none"> • Run Degree Audit • Provide Comments/Notes • Optional Attachment 	Pages 4-7
How Do I Reject A Graduation Application?	Page 8
How Do I Forward A Graduation Application?	Page 9
How Do I Certify A Graduation Application?	Page 9
What If the Student Applies Late For Graduation? <ul style="list-style-type: none"> • What is the appeal process for fees 	Page 10, Appendix E
What Happens in the Workflow After the Application Has Been Certified?	Page 10
FREQUENTLY ASKED QUESTIONS	
What is semester subsession codes and why is this important?	Page 10
What if I review the applications but my Chair or Program Director is the one to provide the final certification?	Page 11
What if I have certified the student's major but the minor or focus is with a different department and has not yet been certified?	Pages 11-12
Can I still use the Business Warehouse report Registrar Graduation Data w/Specialization?	Page 12, Appendix C
When a student applies in this new workflow process, will there be any different customer status values?	Page 12, Appendix D
How do I know where the application is in the review process?	Page 12, Appendix D
Will I still use the program certification pdf?	Page 13
What advantages will workflow provide to me?	Page 13
What advantages will workflow provide to students?	Page 13
What if I share a program with multiple advisors?	Page 13
What if I reject an application?	Page 14
When do I submit end of semester course substitutions?	Page 14
What if I have a question that isn't answered within this documentation?	Page 14
Registrar Graduation Contacts	Appendix F

NKU Graduation Workflow Advisor

A significant change for graduation review is to use the degree audit as the “Gold Standard.” Thus, the audit must be reviewed for accuracy, before a student applies to graduate, in order to speed up the graduation application review process.

1. What prep work needs to be completed BEFORE a student applies to graduate?

Review Appendix A. Work with your Registrar Graduation Contact to solve any of the items listed in Appendix A before the student applies for graduation.

2. How do I know that a student has applied to graduate?

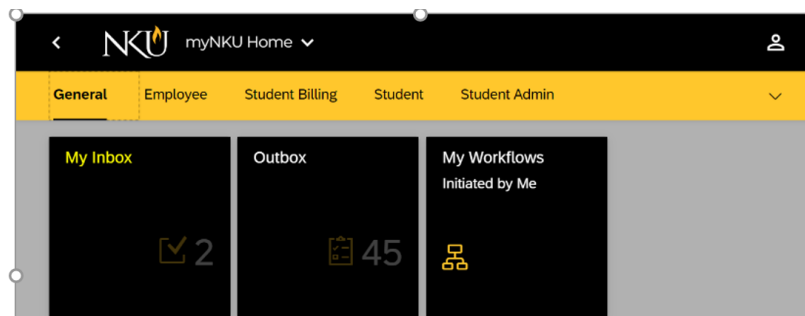
- The application will appear in your myNKU My Inbox.
- Within your NKU Email, you will receive an SAP Workflow Email showing a list of workflow items in your myNKU My Inbox waiting for action.
- Use the Business Warehouse report Registrar Graduation Data w/Specialization.

3. When should I begin certifying graduation applications?

- See Appendix B for the schedule. Reviewing the My Inbox Weekly.

4. Where do I begin reviewing graduation applications for certification?

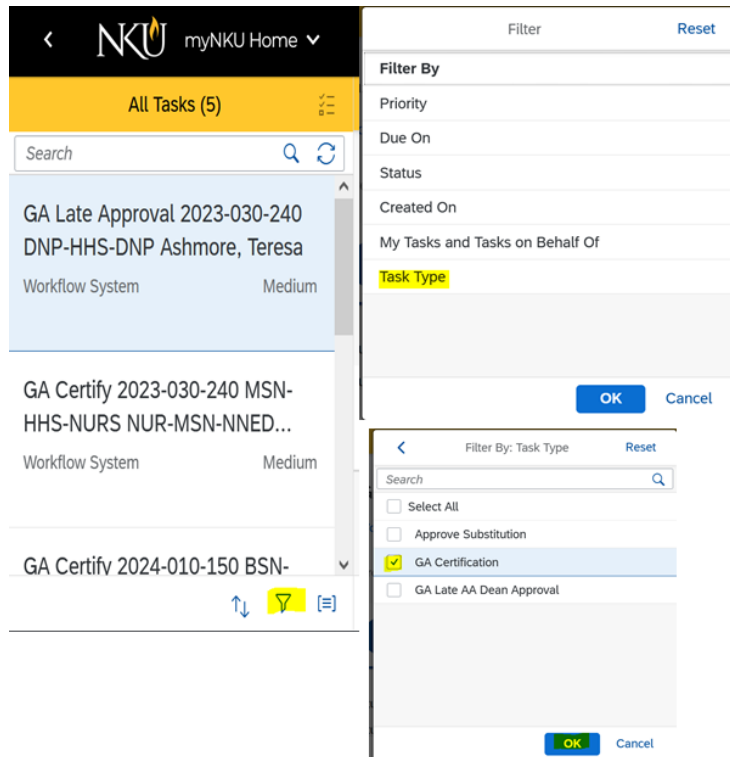
Once a student has applied to graduate within myNKU, that application will be sent to the myNKU My Inbox of the appropriate Advisor/Program Director. CLICK on My Inbox.



5. How to filter on just graduation applications.

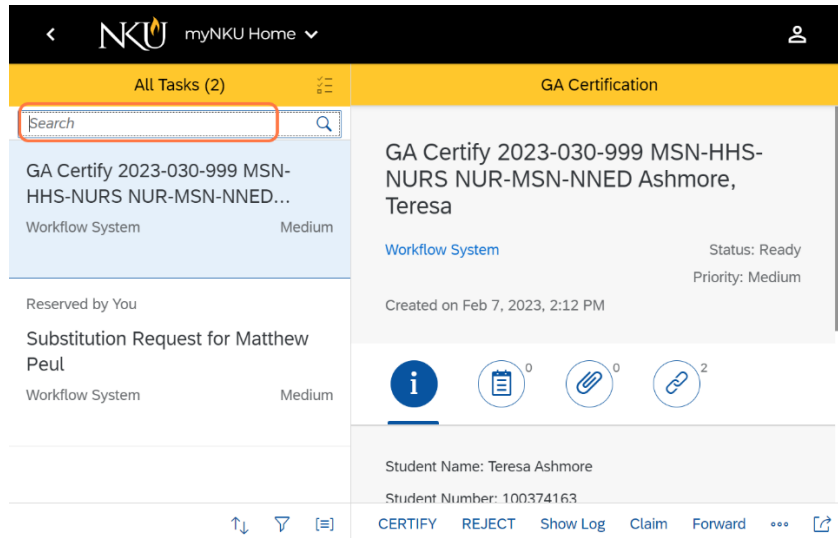
- In the All Tasks list, a funnel can be found at the bottom
- Click on that funnel
- Click on task type
- Click on Graduation Application Certification

A filter can be removed by follow the first three steps, then clicking on Select All and OK.



6. How to search for particular applications in the All Tasks list

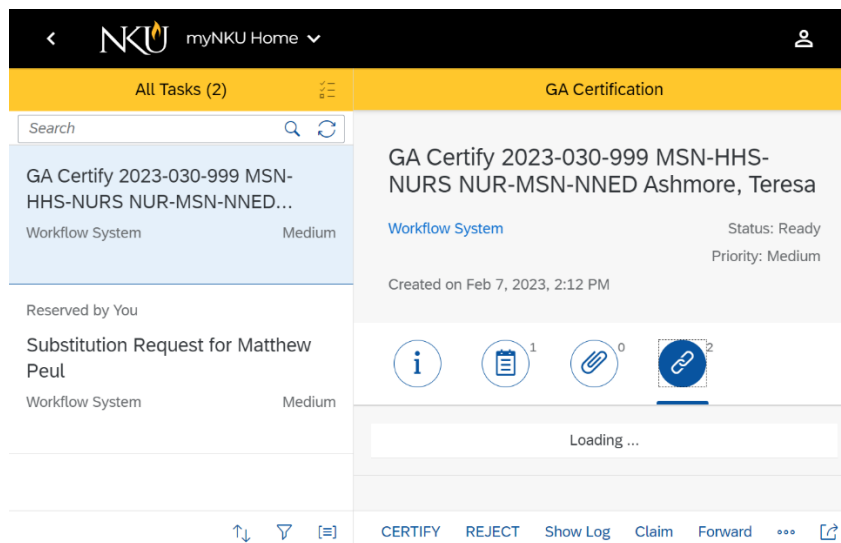
- Applications can be searched for by term, subsession, program, or last name.
 - Example: 2023-010-150 would be a search for any student who applied to graduate in the Fall 2022 term and that the courses will be completed in the Seven Week 1 subsession.
 - Example: MSN-NNED A would be a search for any student who applied to graduate in Nursing Education (MSN) and the student's last name begins with the letter A.



7. First step towards certifying a graduation application is to Run the Degree Audit.



Click on the chain link, and then the Graduation Process in order to run the degree audit.
 Example: [Graduation Process: 705853708A4D1D9C5F0B1EDDAAFDEC15](#)



8. Review Degree Audit

Look at any error messages like duplicate credit, missing tracks or any area of the audit that is still "Grey" or not clearing. Stop and address these issues by either submitting the appropriate form or emailing your Registrar Graduation Contact, before certifying the student's application. (refer to What Prep Work....Appendix A.)

The screenshot shows the NKU Degree Audit interface for Teresa Ashmore. The student's name is Teresa Ashmore (ID: 100374163). Her major is Nursing Education (MSN), and she is pursuing a Master of Science in Nursing. The catalog year is Acad Year 2020-2021. The interface includes a legend for audit status: Completed (green), In Progress (orange), and Incomplete (grey). Below the legend, there are sections for Grade Point Averages (Overall: 3.9, Minimum 3.00 G.P.A.), Graduate University Requirements (2/2), and Nursing Education Concentration (1/2). The interface also includes links for Additional Information, Transfer Credit, and Course Substitution.

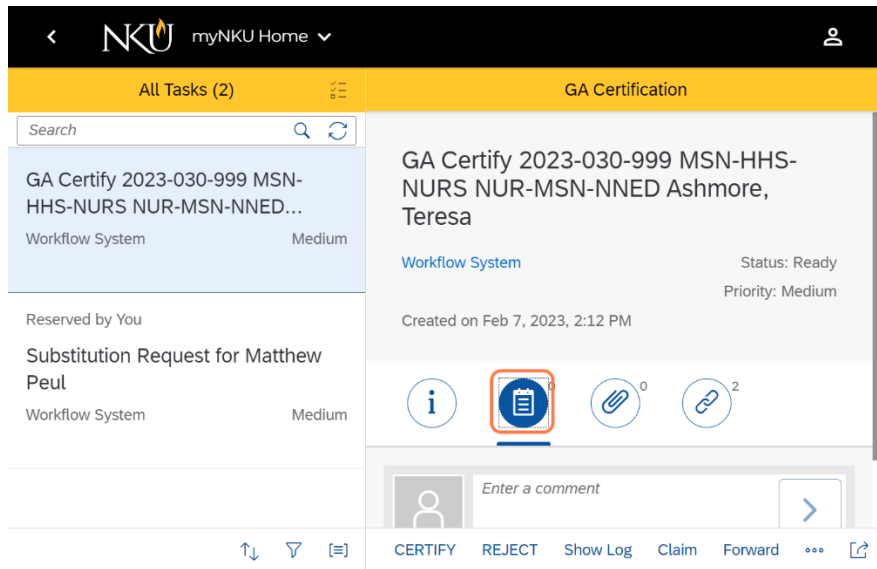
9. Provide Notes/Comments

Notes are required to confirm that the application has been reviewed. And to make your Registrar Graduation Contact aware of any audit issues outside of your control. Click on

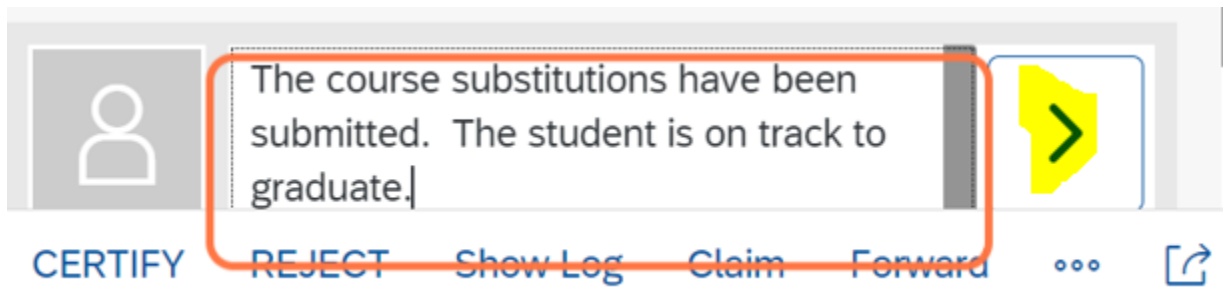
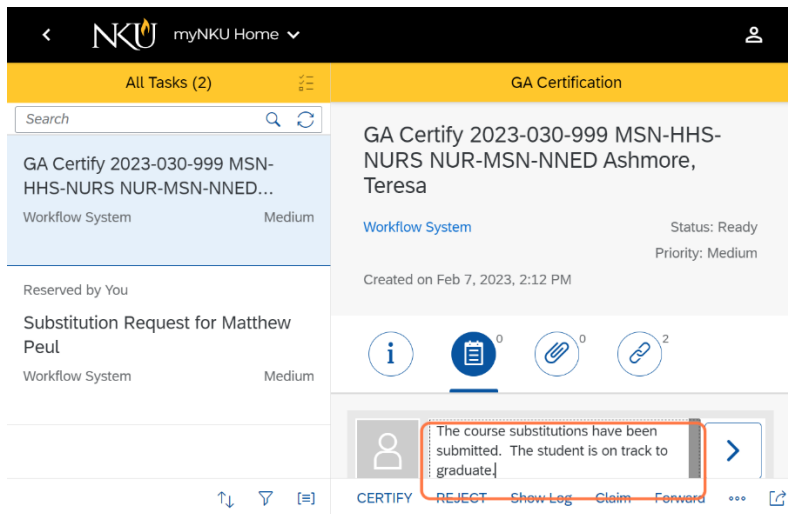


to provide notes/comments.

- If a student is going to be **certified**, an example note might be: On track to graduate and substitutions have been submitted.
- If a student is going to be **rejected**, an example note might be: Student is not ready to graduate as course is not offered this term.
- If a student application is going to be **forwarded** on for certification by a chair, and example note might be: I have reviewed the student, is on track to graduate and ready for chair review.




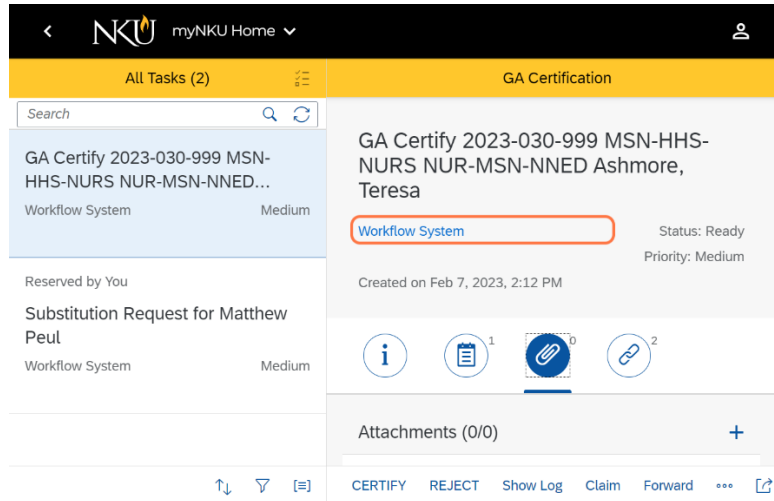
10. Once notes have been entered, click on the arrow to the right of the notes to save the notes.



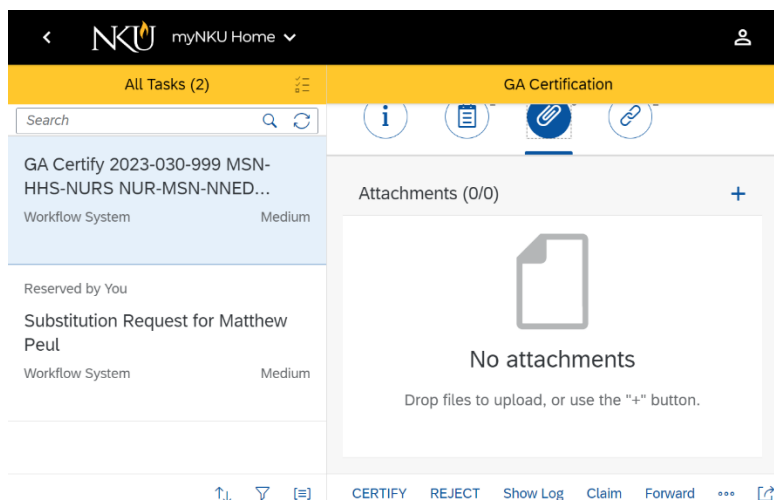
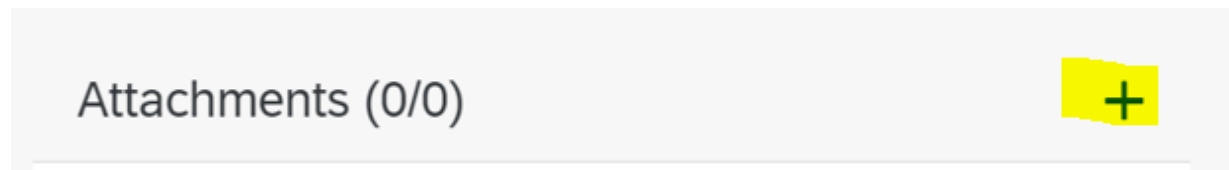
11. Providing attachment is optional

The workflow process is to replace the previous program certification document. However, if any attachments are required for review by a supervisor or Registrar Graduation Contact, those

can be attached by clicking the paperclip  .



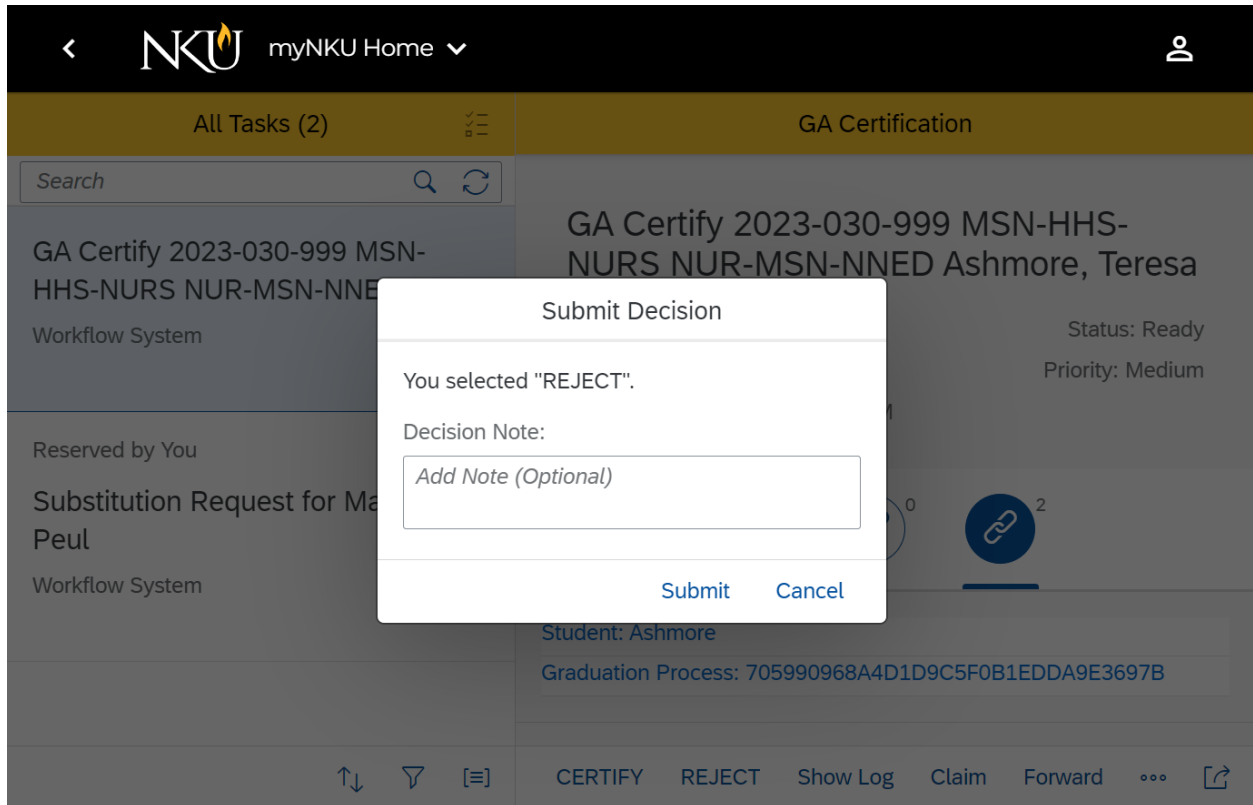
12. Click on the + and add the appropriate attachment.



13. How to reject a graduation application.

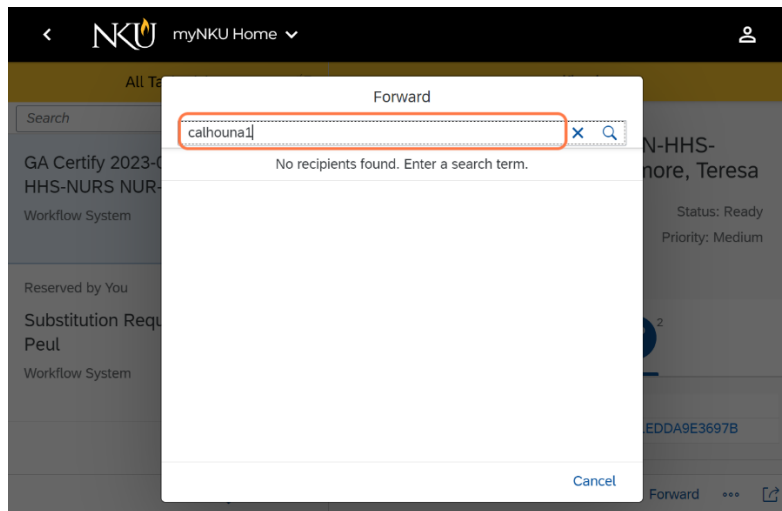
If after reviewing the degree audit and the student is not on track to graduate:

- Provide a Note as to why the application will be rejected
- Optional Attachment
- Click on Reject
- Click on Submit



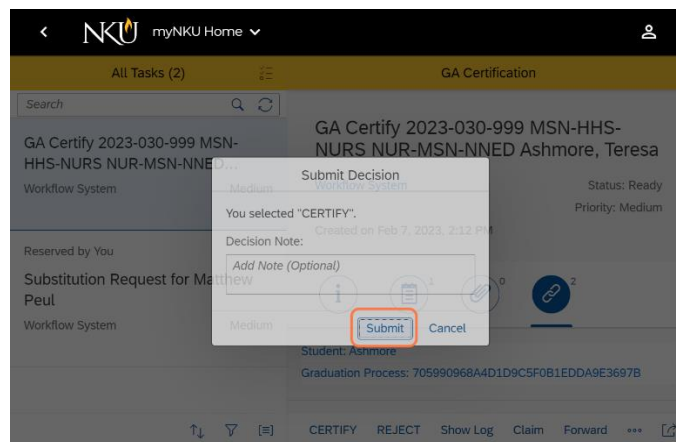
14. How to forward a graduation application. If the application has been reviewed by you but must be approved by a chair/supervisor:

- Provide a Note describing the application status
- Optional Attachment
- Click on Forward
- Search by User Name or Last Name and push Enter on Keyboard
- Click on correct person in the list
- Click on Forward



15. If after reviewing the degree audit and the student is on track to graduate, you are ready to certify:

- Provide a Note
- Optional Attachment
- Click on Certify
- Click on Submit



16. What if the student has applied Late?

If a student has applied late for graduation, it must first be certified by the advisor and then the workflow moves to the My Inbox of the college ADean or designee for the next level approval (see Appendix E).

- Once the advisor provides notes on the reason for the late application and certifies the application, it will move to the My Inbox of the ADean or designee with the description of GA Late AA Dean Approval.
- If the ADean or designee rejects the application, it will notify the student, withdraw the application and refund the graduation application fee.
- If the ADean or designee approves the application, it will move on to the next step of the workflow approval process.
- In order for a student's name to appear in the commencement booklet, they must apply by 3/31 (spring) and 10/31 (fall).

17. What happens after the application has been certified by all required? The workflow will run the degree audit and update the student's application customer status.

- If the degree audit is all green (complete) and orange (in progress) - the customer status will update to "On Track to Graduate."
- If the degree audit has any grey (Incomplete) areas - the customer status will update to "Under Registrar Review" and will be in the My Inbox of your Registrar Graduation Contact.
- If the degree audit is all green (complete) - the status will update to "Preliminary Checkout."

FREQUENTLY ASKED QUESTIONS

18. FAQ - What is the semester subsession codes and why is this important?

- The subsession codes can be used to search for students who intend to finish with all required courses during the middle of the term. Online Accelerated students tend to use this more than traditional students.
- The subsession can be used to prioritize the certification of applications.
- The subsession codes are used by the Registrar's Graduation Processor in prioritizing final checks on degree completion.
 - a. Example: 2023-030-240 = the students expects to finish courses in the Spring 2023 term after the Seven Week 1 subsession grading.

- b. Example: 2023-030-999 =the students expects to finish courses in the Spring 2023 term at the end of the spring semester grading.
- c. List of subsession codes

Academic Year	Year	Term	Description	Subsession code	Description
2022-2023	2023	10	Fall	150	Fall 7-Weeks 1
2022-2023	2023	10	Fall	160	Fall 7-Weeks 2
2022-2023	2023	10	Fall	170	Fall 5-Weeks 1
2022-2023	2023	10	Fall	180	Fall 5-Weeks 2
2022-2023	2023	10	Fall	190	Fall 5-Weeks 3
2022-2023	2023	30	Spring	240	Spring 7-Weeks 1
2022-2023	2023	30	Spring	250	Spring 7-Weeks 2
2022-2023	2023	30	Spring	260	Spring 5-Weeks 1
2022-2023	2023	30	Spring	270	Spring 5-Weeks 2
2022-2023	2023	30	Spring	280	Spring 5-Weeks 3
2022-2023	2023	40	Summer	410	Summer 3-Weeks
2022-2023	2023	40	Summer	420	Summer 7-Weeks 1
2022-2023	2023	40	Summer	440	Summer 5-Weeks 1
2022-2023	2023	40	Summer	450	Summer 8-Weeks
2022-2023	2023	40	Summer	460	Summer 6-Weeks
2022-2023	2023	40	Summer	470	Summer 7-Weeks 2
2022-2023	2023	40	Summer	480	Summer 5-Weeks 2
2022-2023	2023	40	Summer	490	Summer 10-Weeks

19. FAQ - What if I review the applications but my Chair or Program Director is the one to provide the final certification?

Refer to “How Do I Forward A Graduation Application” on Page 9.

20. FAQ - What if I have certified the student's major but the minor or focus is with a different department and has not yet been certified?

In the workflow process, when a student first applies to graduate, either one of two customer status will be applied. These two statuses indicate that the application is in the Inbox of the advisor(s):

- Under Advisor Review
- Late Applicant

If you have certified the major but the student has a secondary area that must be certified too, then the workflow will update the customer status to what is missing. Indicating that the application is still in the Inbox of the advisor for the minor or the focus area.

Examples:

- Missing Minor 1
- Missing Focus 1

If all of the student's application is certified, the workflow will run the degree audit to see if it is clearing. Refer to step 17.

21. FAQ - Can I still use the Business Warehouse report Registrar Graduation Data w/Specialization?

Yes. The report will still provide the same details as it has in the past. It can also be used to determine if a student is enrolled. See Appendix B.

22. FAQ - When a student applies in this new workflow process, will there be any different customer status values?

Yes. See Appendix C.

- When a student first applies for graduation, the customer status will either be "Under Advisor Review" or "Late Applicant."
- If the student is a late applicant and is certified by the advisor, it will then forward to the ADean/Director My Inbox. The new status will be "Under Dean Review."
- After the application has been certified by all advisors (ADean, etc, where appropriate), the degree audit will run and the workflow will determine the next customer status. If the degree audit does not clear (still has grey incomplete areas) then the student is NOT on track to graduate and the status will become "Under Registrar Review."
- At the end of each grading period, the degree audit will run to see if the audit has become all green (complete). If all green in the degree audit, the customer status will become "Preliminary Checkout."
- Final Checkout is the last status used by your Registrar Graduation Contact which means the student is ready for degree conferral.

23. FAQ - How do I know where the application is in the review process?

The application customer status will still be an indicator of where the application is in the overall review process. Application customer status can be found in more detail in Appendix D.

24. FAQ - Will I still use the program certification pdf?

The program certification pdf is something that we anticipate will phase out over time. However, there could be a situation where a program certification pdf would still be provided to the Registrar's office via the K Drive process or directly within Perceptive content.

25. FAQ - What advantages will workflow provide to me?

- Fewer steps to move the application to the Registrar Graduation Contact
- Easier process for late applicants
- No longer creating a program certification
- Regular and timely customer status updates on the application

26. FAQ - What advantages will workflow provide to students?

- Timely status updates on the application review process
- Email communications on status updates
- Email that confirms diploma name and address
- Quicker turnaround on late applicants

27. FAQ - What if I share a program with multiple advisors?

If you share a program with one or more advisors, then each of you will receive the application when the student applies.

- Search
 - You can search for your advisees (see Step 6) and CLAIM those applications.
 - Claiming an application moves the application into your My Inbox and out of the other advisor's inbox.
- Claim
 - What if I claimed an application that isn't my student?
 - You can forward that application to the appropriate advisor (see Step 14).
- Notes and Attachments
 - You can add notes and attachments to any application in your My Inbox without CLAIMING it. If you do not CLAIM, then all advisors who share that program with you can see the notes and attachments.
- Outbox

- In your myNKU Outbox, you can see any applications that you have acted on. Any notes and attachments can still be viewed.

28. FAQ - What if I reject an application?

- If the student is a late applicant, and you the advisor rejects the application, the application will be withdrawn, the fee refunded and the student notified.
- If the student is a late applicant, and your ADean or Designee rejects the application, the application will be withdrawn, the fee refunded and the student notified.
- If the student is a regular applicant, and you or any other advisor rejects any portion of the application, it will move the My Inbox of your Registrar Graduation Contact for further processing and communication.

29. FAQ – When do I submit end of term course substitutions?

- If a course is to be used in the degree audit as a course substitution, the course must be completed successfully. You cannot substitute a course with grades of NR, I, F, VF.
- UND (undetermined) and PEND (pending) courses cannot be substituted into the degree audit.
- After grading, any course(s) to be used in the degree audit should be submitted within in the degree audit by the advisor/program director.
- Any notes or attachments an advisor/program director has attached to a student application can be viewed in myNKU Outbox.

30. FAQ - What if I have a question that isn't answered within this documentation?

Many answers can be found on the Registrar's website at [Graduation: Northern Kentucky University, Greater Cincinnati Region \(nku.edu\)](https://www.nku.edu/graduation)

Always feel free to email your Registrar Graduation Contact for assistance or registrar@nku.edu.

APPENDIX A

Please review and solve the items listed below before the student applies for graduation.

Run the student's Degree Audit. The link to instructions https://inside.nku.edu/content/dam/registrar/docs/degree_audit/DegreeAuditQRC-Revised.pdf	UG	GR
Is the student pursuing two or more degrees? Will this student have 150 hours or more? Email Registrar Graduation Contact to adjust student record.	UG	
Is the student only pursuing one degree, i.e. Secondary ED BA/English BA? Email Registrar Graduation Contact to adjust student record.	UG	
Is the student missing or changing a track, minor, focus or second major? Link to instructions https://inside.nku.edu/content/dam/mynkuhelp/docs/slcm/CMStudent/OVR_CM_ProgramChangeDeclaration_Student.pdf	UG	
Is the student missing a concentration or specialization? Link to instructions https://inside.nku.edu/content/dam/registrar/docs/student_forms/Graduate%20Change%20of%20Area%20of%20Concentration_Catalog.pdf		GR
Does the student need a course substitution? Advisor submits within the degree audit. Link to instructions https://inside.nku.edu/content/dam/registrar/docs/degree_audit/Substitution%20Workflow%20Process.pdf	UG	GR
Does a Graduate Level student need to request a Repeat Option? Link to request https://servicedesk.nku.edu/TDClient/2436/Portal/Requests/TicketRequests/NewForm?ID=VdhcRymSxdl_&RequestorType=Service		GR
Does the student need a different catalog year? Link to https://servicedesk.nku.edu/TDClient/2436/Portal/Requests/TicketRequests/NewForm?ID=ZtWPKPlvANU_&RequestorType=Service	UG	GR
Does the student need a general education course mapped to a different general education category? Link to request a re-map https://servicedesk.nku.edu/TDClient/2436/Portal/Requests/ServiceDet?ID=52518	UG	
Does the student need a course waiver? Link to waiver https://inside.nku.edu/content/dam/registrar/docs/degree_audit/Approval%20for%20Course%20Waiver.pdf	UG	GR
Does a Graduate Level student need a variance for aged courses, excess substitutions, etc? Attach variance approval to application.		GR
Does the student need a residency waiver? If yes, attach the email approval to the application. Or forward to ADean for approval within workflow.	UG	
Is the student wanting to participate in commencement in a different term? Link to request https://inside.nku.edu/content/dam/registrar/docs/graduation/Request%20to%20Participate%20in%20Commencement%20-%20Fillable%20Form.pdf	UG	
Does a Graduate Level student want to participate in commencement in a different term? Email the Director of Graduate Education.		GR

APPENDIX B

When do I begin certifying/reviewing applications in My Inbox?

Summer Term

- Students begin to apply for the summer term, the first day of previous spring term – usually second week in January.
- Priority registration, for summer courses, begins for Grad and Seniors around third week in March. <https://inside.nku.edu/registrar/registration/priority-registration.html>

Any student who has a Grad Reg Date from January through Junior priority registration date	Review/Certify starting first day of Junior Priority through 4/15.
Balance of summer applicants	Review weekly after 4/15.

Fall Term

- Students begin to apply for the fall term, the first day of previous spring term – usually second week in January.
- Priority registration, for fall courses, begins for Grad and Seniors around third week in March. <https://inside.nku.edu/registrar/registration/priority-registration.html>

Any student who has a Grad Reg Date from January through Junior priority registration date	Review/Certify starting first day of Junior Priority through 7/15.
Balance of fall applicants	Review weekly after 7/15.

Spring Term

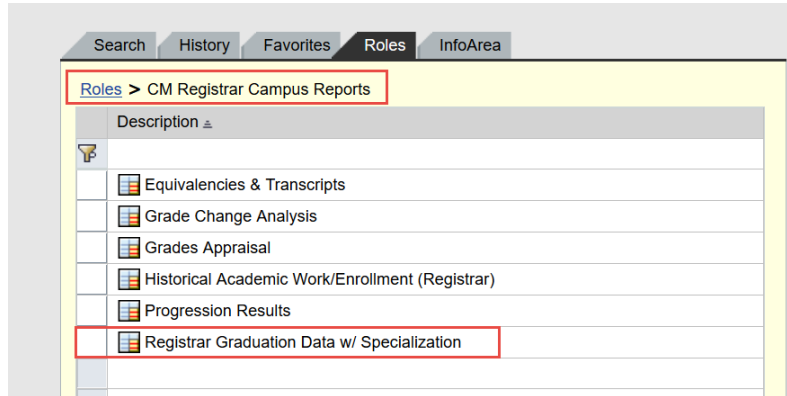
- Students begin to apply for the spring term, the first day of previous fall term – usually third week in August.
- Priority registration, for spring courses, begins for Grad and Seniors around first week in November. <https://inside.nku.edu/registrar/registration/priority-registration.html>

Any student who has a Grad Reg Date from August through Junior priority registration date	Review/Certify starting first day of Junior Priority through 11/15.
Balance of spring applicants	Review weekly after 11/15.

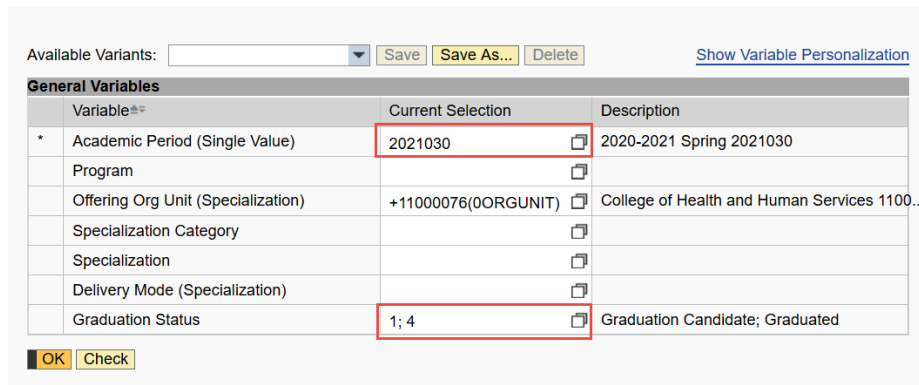
APPENDIX C

HOW TO ACCESS BW GRADUATION REPORT

The report is in the business warehouse in a role folder called CM Registrar Campus Reports. And the report name is Registrar Graduation Data w/Specialization. You can submit a service ticket to IT if you need access to this folder.



The academic period is required but the graduation status is very important. The status of 1 and 4 are the best choices. The report will display all students (UG, GR, LAW) so you may want to refine it to your org unit or specific program.



APPENDIX D

Graduation Application Definitions

<https://inside.nku.edu/registrar/graduation.html>

Where can the application graduation status and customer status be found:

- Advisor UI
- Degree Audit of student
- Student Apply to Graduate panel
- BW Graduation Report

What are the graduation status meanings?

- Graduation Candidate – will be applied by the system when the student applies to graduate (1 – graduation status)
- Graduation Withdrawn – student has withdrawn application (2 – graduation status)
- Graduation Denied – assigned by registrar graduation processor when program certification is missing or student did not meet the requirements of the degree (3 - graduation status)
- Graduated – should be applied by the system when the job to graduate students is completed (4 – graduation status)

How to translate Customer Status assigned by registrar graduation processor?

Customer Status Definitions UG = Undergraduate. GR = Graduate.

Customer Status	Definition	Student's Next Steps	Graduation by Program Level	
			UG	GR
+Application Withdrawn	A late application has been denied by advisor or ADean. Refund has been electronically submitted to student account.	Contact advisor.	UG	GR
*Checkout Incomplete	Graduation application is not meeting requirements for multiple reasons.	Registrar graduation processor will send email explaining reasons and next steps.	UG	GR
*Declare Program Track	Student's program requires that a track be declared.	Student or advisor must submit a program change to add the missing track. Contact advisor.	UG	
*Declare Secondary Area	Student's program requires a secondary area (Major, Minor, or Focus) in order to complete program requirements.	Student or advisor must submit a program change to add the missing secondary area. Contact advisor.	UG	
*Duplicate Courses	Student has a course(s) that is duplicated in the degree audit and is overstating total credit hours earned.	Duplicate course credit hours must be subtracted from total credit hours earned. Contact Advisor.	UG	

*Excess Substitutions	Student has more than 40% of courses via substitutions. Must receive approval to use substitutions.	Review degree audit and contact advisor.		GR
*Expired Courses	Graduate level courses must be completed within six years of declaring degree. Must receive approval to use expired courses.	Review degree audit and contact advisor.		GR
*Final Checkout	Student's record is ready for degree conferral.	Registrar's office will finalize degree according to designated timelines and release transcript.	UG	GR
*Honors Major Change	Student needs the honor added to record.	Review degree audit and contact honors advisor.	UG	
*Last 25% Hours	Students must complete a minimum of 25% of their coursework at NKU.	Review degree audit and contact advisor.	UG	
*Last 30 Hours	Students seeking a bachelor's degree must complete the last 30 hours of their coursework at NKU.	Review degree audit and contact advisor.	UG	
+Late Applicant	Student has applied for graduation after the application window has closed. An email will be sent to the advisor and student. The advisor and ADean must approve the late applicant, forward email approval and program certification to registrar graduation contact.	Contact Advisor.	UG	GR
*Low GPA	UG students must earn at least a 2.0 GPA on all work attempted at NKU. GR students must earn at least a 3.0 GPA on all work attempted at NKU.	Review degree audit and contact advisor.	UG	GR
*Missing Courses	Student needs to enroll in courses directed by audit/advisor. Or final course grades are incomplete.	Review degree audit, enroll or contact advisor.	UG	GR
*Missing General Education	Missing general education courses.	Review degree audit and contact advisor.	UG	
+Missing Focus 1,2,3 Certification	Program certification form is missing for focus. Determine focus based on priority of specialization.	Contact advisor and request program certification form be sent electronically to registrar's office.	UG	
+Missing Major 1,2,3 Certification	Program certification form is missing for major. Determine major based on priority of specialization.	Contact advisor and request program certification form be sent electronically to registrar's office.	UG	
+Missing Minor 1,2,3 Certification	Program certification form is missing for minor. Determine minor based on priority of specialization.	Contact advisor and request program certification form be sent electronically to registrar's office.	UG	

+Missing Program Certifications	Program certification form is missing for major and minor or focus.	Contact advisor and request program certification form be sent electronically to registrar's office.	UG	GR
*Missing Study Abroad	Study abroad course has not been submitted to registrar's office.	Contact study abroad office and request course details be sent to registrar's office.	UG	
*Missing Test Scores	Test scores (i.e. AP, CLEP, DSS) have not been submitted to registrar's office	Contact testing agency. Request test scores for registrar's office.	UG	
*Missing Transcript	Missing transcript from outside institution proving degree or course completion.	Contact outside institution and request transcript be sent to registrar's office.	UG	GR
*Missing Upper Division	Not enough credit hours in upper division courses (course level 300+)	Review degree audit and contact advisor.	UG	
*Missing University Credit Hours	Credit hour total not meeting university credit hour requirement due to missing enrollment, grades or duplicate courses.	Review degree audit and contact advisor.	UG	GR
*Not Enrolled in Term	Student must be enrolled in courses within the same term as graduation application.	Review degree audit and contact advisor.		GR
*On Track to Graduate	Student is on track to graduate.	Any course schedule changes, non-passing grade, duplicate credit not resolved or areas of degree audit not clearing could delay graduation.	UG	GR
+Preliminary Checkout	The Degree Audit has indicated that the student is ready for a final review.	The Registrar Graduation Contact will review to ensure student is ready for Final Checkout.	UG	GR
+Program Certification Received	The registrar's office now has the certification checklist to begin reviewing graduation application.	Review degree audit and contact advisor.	UG	GR
+Program Certification Waived	Program certification is provided by department to registrar's office	No action required by student.	UG	
*Student Withdraw Application	The student's application has been denied by an advisor. Student needs to withdraw application in order to receive fee refund.	Student should log into myNKU and withdraw graduation application.	UG	GR
*Substitution Needed	Advisor needs to submit course substitution(s) within degree audit.	Review degree audit and contact advisor.	UG	GR
+Under Advisor Review	Advisor needs to review the graduation application and degree audit for certification.	Review degree audit and contact advisor.	UG	GR
+Under Dean Review	Student Application is being reviewed by ADean/Director.	Review degree audit and contact advisor.	UG	GR

*Under Registrar Review	The registrar's office now has the certification to begin reviewing graduation application.	Review degree audit and contact advisor.	UG	GR
-------------------------	---	--	----	----

*Application and Degree Audit have been reviewed by registrar graduation processor
 +Application and Degree Audit have NOT been reviewed by registrar graduation processor

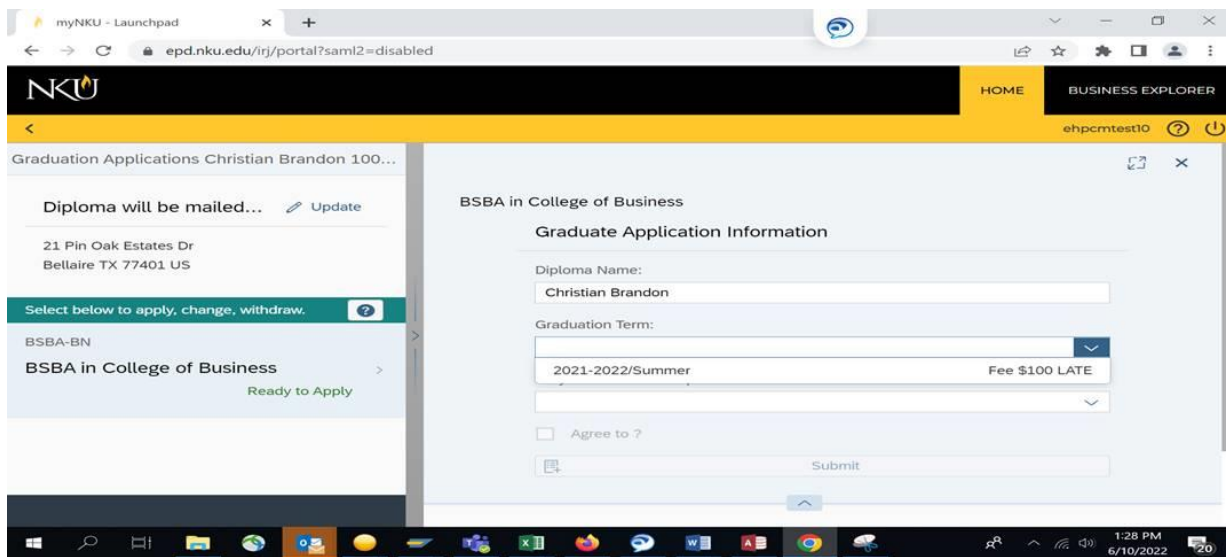
Any time there is a change to a graduation status or customer status, the myNKU system triggers an email to the student's NKU email address displaying the customer status and to contact the advisor if any questions.

APPENDIX E

Term	Late Application Time Frame	Last Day to Withdraw Application
Spring	2/16 thru Friday before spring finals week	Friday before finals week of spring term
Summer	7/1 thru Friday before last week of summer term	Friday before last week of summer term
Fall	10/1 thru Friday before fall finals week	Friday before finals week of fall term

WHEN A STUDENT APPLIES FOR GRADUATION AFTER THE APPLICATION WINDOW HAS CLOSED:

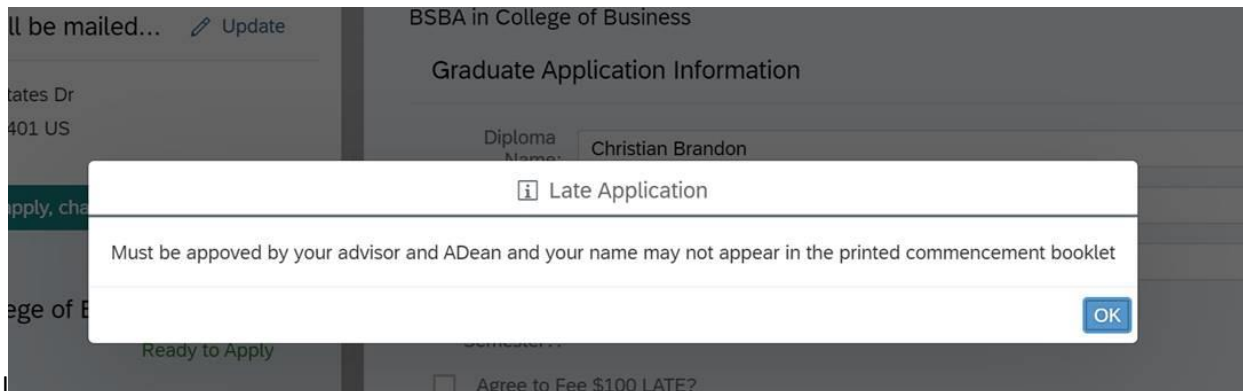
Here is what it will look like for the student when applying late. The graduation term's fee choice will include the word late.



The popup window below will appear next and indicates that the application requires advisor and ADean approval. Please note the part about the student name in the ceremony booklet ties to the following.

- A student must have applied for the spring term by 3/31 in order to be listed in the spring commencement, printed booklet.
- A student must have applied for the summer and fall term by 10/31 in order to be listed in the fall commencement, printed booklet.

APPENDIX E



LATE APPLICATION PROCESS:

- Students will be able to see the ability to apply late for graduation, within myNKU, whether directed by the advisor to apply or not.
- Once the student applies late, the system triggers an email to the student and advisor that the application is late and requires approvals.
- Student will display as Late Applicant customer status, on the BW Report Registrar Graduation Data w/ Specialization, until approvals and/or program certs are received.
- Registrar office IS NOT approving any late applications beyond the windows above. Registrar staff will only offer the student to apply in the next open application term.
 - **The appeal process** for late applications, beyond the above dates, is email communication between advisor, ADean, Registrar and Associate Registrar. The appeal process must begin between student and advisor with a justification for the appeal.

Withdrawn Application:

- Students are given this extended time frame to withdraw their application. The withdraw timeline and instructions are included in the initial email when a student applies.
- A withdrawn application triggers the automatic application fee refund and email about how to apply in a different term.

Denied Application

- Students who do not meet the program or university requirements will receive a denied status and email communication.
- The application fee is not refunded.
 - **The appeal process** for a refunded application fee is email communication between advisor, ADean, and Registrar and Associate Registrar. The appeal process must begin between student and advisor with a justification for the appeal.

APPENDIX E

LATE APPLICANT EMAIL EXAMPLE

Your application to graduate with a **BSN in College of Health & Human Service** in 2021-2022 Spring has been received by the registrar's office. Most questions can be answered by visiting <https://inside.nku.edu/registrar/graduation.html>. **Because this application has been submitted late and after the application window closed, it must be approved by your advisor and Adean.**

Here are some next steps:

- The graduation application fee is to be paid
- Check status of graduation application via degree audit
- How to withdraw graduation application
- Visit commencement website
- Check NKU email for graduation updates

Pay Graduation Fee:

Your account has been charged a graduation fee of \$50.00. You can pay this fee in myNKU, click on Biller Direct, click on Pay Bill.

Check Status of Graduation Application:

To view the status of your application, login to myNKU, click on the Student, Home and click on Degree Audit. Within degree audit, click on the Graduation Status button. The "STATUS" will change as your application is reviewed.

Withdrawing Graduation Application

Here is a link to instructions (<https://inside.nku.edu/content/dam/mynkuhelp/docs/Applying-for-Graduation.pdf>) on how to withdraw a graduation application. Graduation applications can be withdrawn up to the Friday before finals week. The application fee will be refunded where appropriate.

Commencement Ceremony

All details about participating in commencement and supplies can be found by visiting <https://inside.nku.edu/commencement.html>. Periodic emails about commencement will be sent to your NKU email address from the special events department. **Note:** Commencement

ceremonies are conducted at the end of the fall term and spring term. If you apply to graduate in the summer term or fall term, the special events department will invite you to participate in the fall commencement ceremony. If you apply to graduate in the spring term, the special events department will invite you to participate in the spring commencement ceremony. If you are an **undergraduate** student and would like to participate in the graduation ceremony but in a different term than you applied to graduate, please use the [Request To Participate In Commencement](#) process. If you are a **graduate** student and would like to participate in the graduation ceremony but in a different term than you applied to graduate, please contact the Office of Graduate Education at graduate@nku.edu.

Check NKU Email:

Your NKU email address will be used for any updates regarding your graduation application.

Northern Kentucky University | Office of the University Registrar
301 Lucas Administrative Center | Highland Heights, KY 41099
registrar@nku.edu | 859-572-5556

APPENDIX F

Registrar Graduation Contacts

- College of Business
- Accounting & Business Law
- Entrepreneurship
- Economics & Finance
- General Business
- International Business
- Management
- Marketing, Sports Business & Construction Mgt

Josh Chandler

COB

- College of Informatics
- Business Informatics
- Communication
- Computer science
- Information Systems

Angela Calhoun

COI

- College of Health and Human Services
- Counseling
- Health Science
- Kinesiology
- Nursing
- Radiation Therapy
- Radiologic Science
- Rehabilitative Science
- Respiratory Care
- Social Work

Denzil Carter

CHHS

- All Graduate Level
- Doctoral Nursing
- EDD
- EDS
- All Master level

David Bond

- College of Arts & Science
- Anthropology
- Criminal Justice
- English
- History & Geography
- Org Leadership
- Philosophy
- Political Science
- Sociology
- College of Education
- Teacher Education

Shauna Ryan

COAS

- College of Arts & Science
- Biology
- Chemistry
- Music
- Theatre & Dance
- Visual Arts
- World Language Literature

Beth Vasquez

COAS

- College of Arts & Science
- Engineering
- Geology
- Integrative Studies
- Liberal Studies
- Math & Stats
- Physics
- Psychology
- Graduate level backup

Angela Calhoun

COAS