



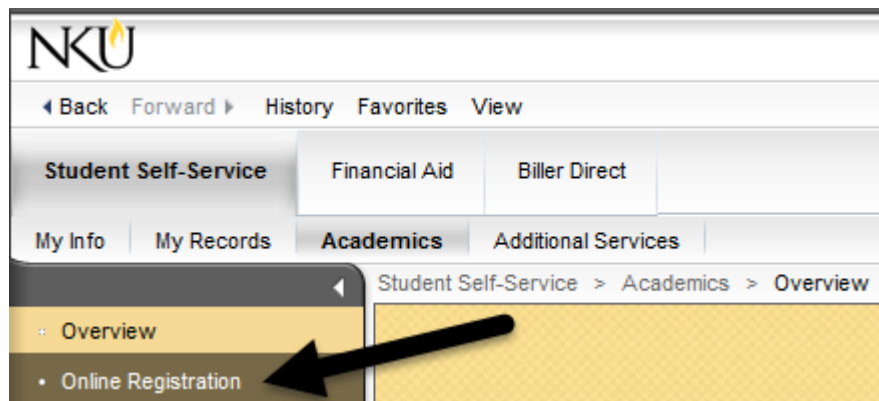
NKU Student Course Registration

Table of Contents

How to Access Course Registration in MyNKU.....	3
How to find online registration	
What information will appear in the header of course registration	
Deficiencies, Holds and Registration Window.....	4
How to display deficiencies or holds	
Where is the registration window displayed	
How to Search for Courses.....	5-6
Basic course search (page 5)	
Advanced course search (page 5)	
Combined course search (page 6)	
How to Find Course Details.....	6
Course department, description and requirements	
Course instructor, schedule and location	
Course credit house, delivery mode and course type	
How to Use the Registration Cart.....	7-8
Adding or updating courses in the cart (page 7)	
Adding co-requisite courses in the cart (page 8)	
Enrolling/Booking Courses.....	8-10
Statement of Financial Obligation (page 8)	
Registering or changing courses sections (page 9)	
Dropping/cancelling courses (page 9)	
Dropping co-requisite courses (page 10)	
Frequently Asked Questions.....	10

Accessing Course Registration

1. Log in to MyNKU
2. From the Student Self-Service tab, click the Academics sub-tab and then click on Online Registration



Understanding Course Registration Header Information

Course Registration

Program Undergraduate 4

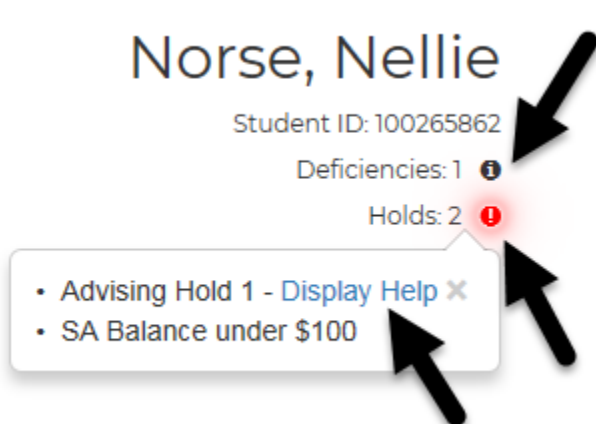
Term Select... 5

1 Norse, Nellie
2 Student ID: 100265862
3 Deficiencies: 1 0
 Holds: 2 0

1. Student Name
2. MyNKU Student ID
3. Any active student account deficiencies or holds
4. Program level where courses will be registered (Undergraduate, Graduate, Law)
5. Term of course enrollment

Deficiencies and Holds

To better understand the reason for a deficiency or hold that has been placed on a student account, click



on the icon (or) for more information. Where applicable, a clickable [Display Help](#) link can provide next steps and contact details.

NOTE: A deficiency or hold DOES NOT prevent a student from planning or placing courses in the registration cart.

However, certain types of holds CAN prevent a student from enrolling (booking/registering) in a course. To see a list of holds and the associated actions, visit the Office of the University Registrar website.

Registration Window

Upon choosing the (academic) term for registration, the registration window will appear. A term must be chosen before any registration browsing (Search), planning (adding courses to the Cart) or enrollment (Registering/Booked) actions can begin.

Course Registration

Program

Term

Norse, Nellie

Student ID: 100265862
 Deficiencies: 1
 Holds: 1

Registration Window: 10/03/2017 06:00am - 04/13/2018 11:59pm

Cart

EMPTY

Booked

EMPTY

Search Plan Permits

Course code... Search

How to Search for Courses

Basic search

1. Enter a course in the Course Basic Search textbox. **Note:** Courses in which the alphabetical prefix contains three letters (PSY) require a space between the last letter and the first number, while courses with four letter prefixes (CMST) DO NOT require a space, e.g. *PSY 100*, *CMST101*
2. Click Search. All column headings are clickable allowing for sorting in asc or desc order.

The screenshot shows a search interface with a 'Basic Search' tab selected. The search bar contains 'CMST101'. Below the search bar is a table with the following columns: Course, Credit Delivery, Dates, Campus, Room, Schedule, and Open Seats. The table lists five results for CMST101 courses.

Course	Credit Delivery	Dates	Campus	Room	Schedule	Open Seats
CMST101 - 001	3 Lecture	01/08/2018 - 02/09/2018	Highland Heights	GH 265	8:00am - 10:00am MWF	23
CMST101 - 002	3 OnlineA/Lecture/Online Programs	04/02/2018 - 05/04/2018			Online Schedule	22
CMST101 - 003	3 Lecture	01/08/2018 - 04/27/2018	Grant County		1:00pm - 1:50pm MWF	24
CMST101H - 001	3 Lecture/Web-Based	01/08/2018 - 04/27/2018			Online Schedule	15
CMST101H - 002	3 Lecture	01/08/2018 - 04/27/2018	Campbell County High School		TBA	24

Advanced search

1. Click on the advanced search filter icon.
2. After configuring filter, click on search by filter.
3. Multiple choices can be made in the configure filter for search results.

Delivery	Drop-down menu; manner in which course content is delivered e.g. Accelerated, Online Programs, PACE
Session	Drop-down menu; use to review courses offered by various sessions
Credit	Drop-down menu; number of course credit hours
Campus	Drop-down menu; location of course
Type	Drop-down menu; identifies general education or learning community courses
Instructor	Search by instructor last name. Use * for wildcard search
Days	Check box to search for days when course is offered
Time	Check box to search for time when course is offered

The 'Configure Filter' dialog box includes the following options:

- Delivery:
- Session:
- Credit:
- Campus:
- Type:
- Instructor:
- Schedule:
 - Days: M T W R F S (checkboxes)
 - Morning (Before 12pm):
 - Afternoon (12pm to 4pm):
 - Evening (After 4pm):
 - Has Open Seats:

Combined search

A basic search can be combined with an advanced search. **Note:** In the example below, the course CMST101 was added to the basic search area (Item 1). Then an advanced search delivery filter was applied to find only online courses (Item 2). When choosing delivery online from the configure filter, the results will immediately change (Item 3).

The screenshot shows a search interface with a 'Basic Search' field containing 'CMST101' and a 'Search Q' button. A red circle '1' highlights the search area. Below the search bar is a table of search results:

Course	Credit	Delivery	Dates	Campus	Room	Schedule	Open Seats
CMST101 - 001	3	Lecture	01/08/2018 - 02/09/2018	Highland Heights	CH 265	8:00am - 10:00am MWF	23
CMST101 - 002	3	Online/Lecture/Online Programs	04/02/2018 - 05/04/2018			Online Schedule	22
CMST101 - 003	3	Lecture	01/08/2018 - 04/27/2018	Grant County		1:00pm - 1:50pm MWF	24
CMST101H - 001	3	Lecture/Web-Based	01/08/2018 - 04/27/2018			Online Schedule	15
CMST101H - 002	3	Lecture	01/08/2018 - 04/27/2018	Campbell County High School		TBA	24

Below the search results is a 'Configure Filter' dialog box. The 'Delivery' dropdown is set to 'Online'. A red circle '2' highlights the filter settings. A 'Filter' button is at the bottom right of the dialog.

Below the filter dialog is a search results table with a red circle '3' highlighting it. The table shows only the online courses from the previous search:

Course	Credit	Delivery	Dates	Campus	Room	Schedule
CMST101 - 002	3	Online/Lecture/Online Programs	04/02/2018 - 05/04/2018			Online Schedule
CMST101H - 001	3	Lecture/Web-Based	01/08/2018 - 04/27/2018			Online Schedule

A red callout box points to the filtered results with the text: 'After applying filter, only online courses are displayed'.

Course Details

To the left of the course is an information icon, that when clicked, offers additional details such as available seats, instructor, course materials, course description, course requirements, and course type.

The screenshot shows the course details for 'BIO 120 - 001'. The 'Detail' tab is selected, showing the following information:

- Course:** BIO 120 - 001
- Credit:** 4
- Delivery:** Lecture/A
- Program:** Undergraduate
- Department:** Biological Sciences
- Credit:** 4
- Dates:** 02/19/2018 - 03/23/2018
- Taken/Total Seats:** 1/23
- Delivery:** Lecture/Web-Based
- Instructor:** Gregory A Dahlem
- Schedule:** Online Schedule

The 'Description' tab is selected, showing the following text:

Cell biology, genetics, ecology, biological evolution, and diversity. Not applicable to the major or minor in biological sciences. PREREQ: A minimum ACT score of 19 in each division (or SAT equivalent) or completion of all precollege curriculum courses. COREQ: BIO 120L. GENERAL EDUCATION: Science Inquiry.

The 'Requirements' tab is selected, showing the following text:

CREQ: BIO 120 Corequisite Check
COREQ: BIO 120L

PREQ: 19 or greater ACT English Check
PREREQ: ENG 090 or ENG 110 or ENGD090 or ENGD094 or ENCI099 or ACT English 19 or greater or SAT Verbal 460 or better or Challenge test English 101 or greater or Compass test English 70 or greater

PREQ: 19 or greater ACT Math Check
PREREQ: ACT Math 19 or greater or SAT Math 460 or better or Challenge test Math 99 or greater or Compass test Math 70 or greater or C- or better in MAHD094 or MAHD095

Understanding the Registration Cart

How to add courses to the registration cart

The registration cart is a temporary place to store courses being considered for enrollment. Courses can be added to the registration cart regardless of any holds, deficiencies, pre-requisites, or co-requisites.

1. Courses can be added to the registration cart by clicking on the right directional arrow at the end of the row from search results, the academic plan or permits.
2. Upon clicking the right directional arrow, a popup window will appear displaying “Add to Cart” or “Register”
3. Click “Add to Cart”

How to update or enroll courses in the registration cart

Several actions can be performed with courses while in the registration cart.









Check	Will perform a course check to determine if all courses in cart can be registered (Booked)
Register All	Registers (Books) all courses in cart
Register	Registers (Books) individual course
Swap/Edit	Allows for a different course section to be chosen
Delete	Deletes courses from cart
Register co-requisite courses	See details on next page


How to enroll in co-requisite courses

Courses that require co-requisite enrollment, such as courses with a lecture and lab (BIO 120 and BIO 120L), must be enrolled at the same time.

1. Add both courses individually to the registration cart
2. Click on each course individually and each course will highlight
3. Click on the "Register Selected" button

Cart 10 Credits

Course	Credit	Schedule	
 BIO 120 - 001	4	Online Schedule	
 BIO 120L - 001	0	Online Schedule	
 STA 212 - 001	3	12:15pm - 1:30pm TR	
 CMST101 - 002	3	Online Schedule	



NKU Registration Agreement - Terms and Conditions

The Northern Kentucky University Student Statement of Obligation displays upon registering for courses. It is necessary to read the terms and conditions before clicking "Agree", which is found at the bottom of statement. Course registration will not execute without clicking "Agree."

ment form. The electronic 1098-T form may be
 copies of this paper tax document and
 al delivery is reduced. The 1098-T form will be
 llowing the tax year reported. All future 1098-T
 ctronic 1098-T form is available. Electronic
 ; studentaccountservices@nku.edu.

Understanding Booked (registered/enrolled) Courses

Registered courses will be visible in the booked area. The following actions can be performed with courses while booked.

1. Swap/Edit - Can change the section of a currently registered course to a different section of the same course. Note: this can change tuition and financial aid obligations.
2. Drop Course - Cancel/drop the registration of a course.

Booked 3 Credits

Course	Credit	Schedule	
i PHI 265 - 003	3	6:15pm - 9:00pm R	>

Cancelled Course

Swap/Edit
Drop Course

3. Cancelled Courses - Displays course registrations that have been cancelled/dropped within that term.

Booked 7 Credits

Course	Credit	Schedule		
i PHI 265 - 003	3	6:15pm - 9:00pm R	>	
i BIO 120 - 001	4	Online Schedule	>	✔
i BIO 120L - 001	0	Online Schedule	>	✔

Cancelled Courses
Drop Selected Courses

Cancelled Courses ×

Course	Credit Attempt	Cancelled	Reason
ANT 100 - 002	3	2018-02-09	Student cancellation - 0% refund

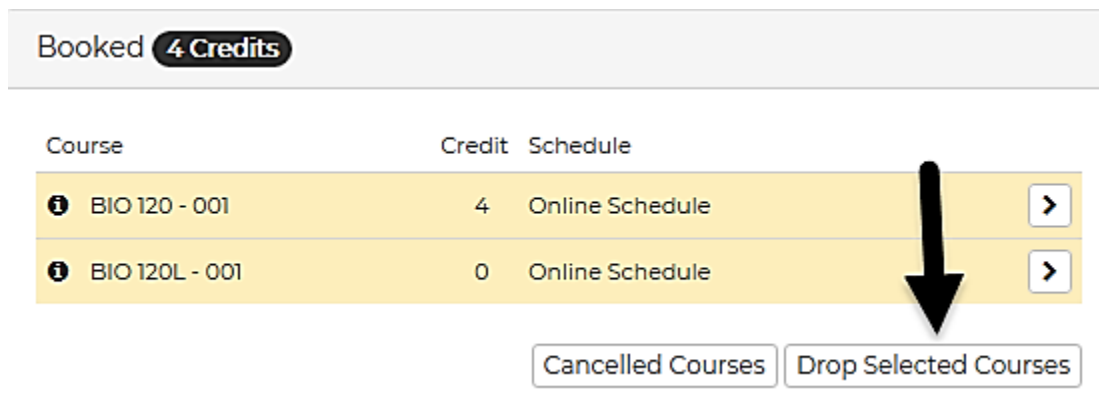
Understanding Booked (registered/enrolled) Courses - continued

4. Drop co-requisite courses - Co-requisite courses must be cancelled/dropped at the same time from the booked area.
 - Click on each course individually and each course will highlight
 - Click on the “Drop Selected Courses” button

Booked **4 Credits**


Course	Credit	Schedule	
i BIO 120 - 001	4	Online Schedule	>
i BIO 120L - 001	0	Online Schedule	>


Cancelled Courses
Drop Selected Courses





Frequently Asked Questions

1. **What is booking outside of career...**it means that the program type (graduate or undergraduate) does not match the level of the course, i.e. choosing a graduate level program type and then attempting to enroll in STA 205, which is an undergraduate course.

 Booking outside of Career not permitted.
2. **Most sections for this semester can no longer be added....**courses have a window of dates for enrollment. The enrollment attempt for the course is beyond that allowable window.

 Most sections for this semester can no longer be added - [Display Help](#)
3. **Not enough prerequisites and/or co-requisites have been met...**the courses must be enrolled at the same time. See how to enroll in co-requisites on page eight.

 Course ACC 200: Not enough prerequisites and/or corequisites have been met - [Display Help](#)
 COREQ: ACC 200L not fulfilled

For questions or support, please contact your advisor or contact the Office the University Registrar at registrar@nku.edu or 859-572-5556.