

Staff Congress Regular Meeting

Minutes Nov 13, 2014 SU 104

Members present: Peg Adams; Corbin Fox Ash; Tom Barnett; David Bauer; Kerri Beach; Tracy Brate; Tiffany Budd; Sara Conwell; Mary Beth Dawson; Cheryl Edelen; LuAnn Grimm; Debbie Kelly; Whitney Kessinger; Constance Kiskaden; Kate Lovold; Amanda Meeker; Gail Messmer; Josh Neumeyer; Ron Schulz; Lori Thaxton; Mary Ann Trumble; Pam Wagar; Mary Beth Ward; Mike Walter; Doug Wells; Carole Ziegler

Members absent: Cindy Ash; Tina Altenhofen; Chris Bowling; Jeff Chesnut; Sue Murphy; Rebekah Richardson; Denny Sickinger; Chris Witt; Robert Yelton

Guests: Ms. Kim Scranage, Vice President for Enrollment/Degree Management & Dr. Vickie Natale, Assistant Vice President for Planning and Performance. Presentation: Brief enrollment update. Ken Ramey; Lori Southwood; Katherine Hahnel; Grace Hiles

Call to Order: The meeting was called to order at 1:06 p.m. by President-elect, Dave Bauer.

Minutes: There were no corrections to the previous minutes. Motion to approve by Peg Adams, seconded by Pam Wagar, motion carried.

Induction of two new members: Lori Thaxton of Information Technology & Sara Conwell of Educational Outreach.

Guest Presentation: Ms. Kim Scranage, Vice President for Enrollment/Degree Management & Erin Mulligan, Associate Director, IR. Presentation: Brief enrollment update.

Kim Scranage provided handouts that covered the data she presented to Staff Congress in her PowerPoint presentation. The presentation covered the Enrollment Profile, census data with a summary and strategy. Kim discussed the landscape of enrollment, where we are currently and what we need to overcome.

Enrollment is made up of 26% new student and 74% returning students. Each year we lose students to graduation which has been around an average of 15% over the last 3 years. Other than graduation, we lose 31% of the new students and returning students we lose 23%.

On average we have to make up 7,200 students each fall and our loss currently exceeds our gain, 14% every given fall.

What are our challenges?

- State funding
- High school senior decline
- Community College enrollment 26% decline in transfer students
- Increased competition
 - Degree offerings
 - Program diversity
 - Market share
 - Financial Aid

Staff Congress Regular Meeting
Minutes November 13, 2014

- Marketing
- Federal oversight
- State oversight

So how do we adjust?

- See New Enrollment Strategies handout.

How do we look as we move forward?

- Freshmen look good
- Transfers are down
- International down
- Graduate students down
- Law students are down but that was expected.

There are opportunities in winter and spring terms.

I have attached a copy of Kim's handouts to the bottom of these minutes.

Guest: Andy Meeks attended the meeting to answer questions and give an overview of food services. Food services is very large, there are food service areas in the Resident Halls, Student Union Food Court, Café in the Science Building, Convenient Store and food service in College of Business. It is 10M dollar a year. Faculty and Staff primarily use Student Union, Einstein's and Science Center. There are different programs and negotiations almost every year. We are constantly looking at platforms and can possibly see some change over summer.

Tina asked about the Science Center Café on the first floor, it seems to be very expensive and the vending machine bread is very soggy and unappealing.

Andy will check into this.

Andy is currently working with Chartwells relative to pricing scale of a faculty /staff meal plan, may be more appealing as an option. Also looking into more home style food options.

Tina stated she went to Norse Commons and she feels it was very good. Question, price is so much different also vending versus café prices are much different why is that?

Per Andy, vending negotiations are handled separately. Retail prices we monitor and vending does return money to the university. Vendors only pay commission and they are separate contracts.

Corbin Fox Ash asked about the contract term with Chartwells, is it a 5 years or 10 year contract?

Per Andy, foodservice, bookstore vending use to be 3 years. Higher Ed wanted greater returns and so contracts became longer.

Lu Ann Grimes ask about the results of the survey that was sent out regarding food services.

Students are not happy with quality and price.

Staff Congress Regular Meeting
Minutes November 13, 2014

Food Service Advisory Committee gave their report as listed below in the minutes.

Andy responded, we do allow student organizations and Faculty staff small amounts to order Papa Johns in as our Papa Johns are limited to sell only personal size pizzas and cannot sell the Large Pizzas. Food service use to use Chartwells pizza that folks did not care for, so they moved to their relationship with Papa John's when it is necessary to order large quantity and large pizzas.

As for the item about cakes, for Chartwells to produce cakes they need to have bakers with more ability and requires higher paid employees. There only have 15 or so cakes a year so it is not cost effective. Do we want to say to departments go to Kroger to get cakes. Departments then need to understand they will not have the included service, paper products and utensels or pick-up and delivery like they would have if they paid the higher price and went through Chartwells.

Carol Ziegler and Pam Wagar both asked if Chartwells could provide for 5 or less in small meetings.

Regarding the issue with being charged for the salad dressings Andy stated this was not communicated because it did not go through the proper channels. The problem has been corrected and is no longer being charged.

Staff Regent's Report: Steve Meier presented a powerpoint presentation from the Board of Regents meetings. It included the Financial Report. We received a clear audit.

Vice President for Administration & Finance: Ken Ramey, Health Innovation Center update. Met with second architect, the user group is meeting all day today and tomorrow. There are three finalists for construction manager.

Campus Rec Center is on schedule contingent on the weather.

Fishbowl drainage repair is moving along.

There is nothing locked in at this time or the timing for the closing of lot C. There will be a group to review a feasibility proposal to build up or out on existing garages.

Human Resource Liaison: Lori Southwood, benefits share page has been added to benevolent to show statistical information.

Information sessions have been scheduled on from January 14 – 22, 2015 regarding the High deductible Plan.

Payroll 2016 calendar bi-weekly first pay day will be 1/1/16 for the period (12/6 through 12/19) fall on Friday and that being a holiday, 2015 W2 will have 27 pays.

Staff Congress Regular Meeting
Minutes November 13, 2014

Also the Monthly pay for 2014 is 12/16 and next year 2015 it would fall on 12/15. Discussion on what employees opinion would be about December being on its regular schedule?

There was some discussion about the different monthly and bi-weekly pay periods and why not go to one.

President's Report: No report

Standing Committee Reports:

Benefits: Discussion

The Committee discussed the faculty/staff tailgate and attendance at the Men's soccer game on October 15, 2014. Unfortunately, the weather was chilly with a threat of rain for the tailgate, and rainy for much of the game. We did have around a dozen attendees, and they all enjoyed themselves. We want to commend Steven Weiss, Faculty Senate president, and Rebekah Richardson, Staff Congress president, who braved the weather for a penalty kick showdown at half-time.

We started discussions about a faculty/staff appreciation night at a basketball game, and have asked Rob Axline of the Athletic Department for possible dates. We have a date of January 22, 2015. So, heads up for a basketball night. More details as they become available. It is Thirsty Thursday so there will be \$1.00 drinks and \$1.00 hot dogs. Also each Staff/Faculty get in free by showing their NKU All Card ID and can bring 1 guest in free as well.

We also discussed the recent annual enrollment, which seemed to go fairly smoothly. We are gathering suggestions for next year's annual enrollment at Emily Sumner's request.

Constitution & By Laws: No Report

Credentials and Elections: At our meeting we discussed creating a letter to go to all staff letting them know more about staff congress, commitment, attending Staff Congress Meeting and how the nomination process works.

The committee is reviewing Credentials and Elections by-laws to recommend minor changes, for example: If the President elects to serve a second year, we extend that same choice to the President-Elect, and the wording needs to be updated to reflect that.

Also, we need to change some of the AT-LARGE references to FILLED-VACANCY.

We need to make sure the by-laws reflect that the call for nominations packet is now distributed to the staff electronically, voting is electronic, and the letters to the staff who ran notifying them of the elections results are sent via email.

Staff Congress Regular Meeting Minutes

November 13, 2014

We are also working on updating the nomination packets.

Policies: The Policies Committee met on 10/23/14 – Josh Neumeyer, Maryann Trumble, Whitney Kessinger and Carole Ziegler were in attendance.

The committee discussed the confusion over the broken link to access the proper funeral leave policy. This will be checked again to see if the link has been repaired. At time of our meeting it appears the link has been fixed and is good to go.

The Policies Committee activities from the last couple years have been given to the Round Table Committee and will be included in the information on the rolling PowerPoint that will be used at the Round Table event.

The Round Table event was discussed and it appears that there were an abundance of questions submitted by staff. Everyone is pleased that participation is at an all-time high and look forward to meeting with the administrators.

Outreach:

Scholarship: No Report

Technology:

- ITAC –
 - Keep an eye out on Midweek for the upgrade times and outages in December for SAP and Blackboard
 - Encourage students to complete the IT student survey coming out later this month
- Tech tidbit
 - Watch out for phishing scams – NKU IT is never going to ask for your username and password.
 - The “your password is about to expire message” email will come from passwordchangeservice@nku.edu No active hyperlinks will be in it but it will direct you change your password.
 - Change password link has been added to the Quick Links on the top right of most NKU pages
 - Suspected spam/phishing messages can be sent to abuse@nku.edu

University Committee Reports:

Transportation Advisory: No Report

Food Service Advisory: This committee meets as needed or when called by Andy Meeks.

This meeting was initiated by staff congress representatives after concerns were brought to our attention. Please see below:

Staff Congress Regular Meeting
Minutes Nov 13, 2014

Discussion

Concern: Papa John pizza & Kroger cakes being purchased and resold through catering at inflated prices; Departments campus wide are concerned about value for the money –expensive to purchase through catering yet it is required to make food purchases through catering leaving the on campus catering as the only means to provide food for meetings, etc..

Results:

Andy Meeks stated that he went back 18 months and only 2 decorated sheet cakes were purchased from Kroger through catering. It is not feasible to have a cake decorator on staff when so few cakes are purchased. It makes little sense for Chartwells to retain a decorator for 1-2 cakes/year.

Chartwells is franchisee for Papa Johns but only certified to do personal size pizza; Chartwells is pursuing ability to do larger size pizzas. This is why the larger size pizzas are purchased from another franchise.

Chartwells returns a significant amount of money annually to NKU general fund.

Regent's Distinguished Service Award: No Report

President Climate Commitment: No Report

Wellness: There will be a Health Monday Quit Clinic from 11am-1pm on Monday, November 17 in the Student Union lobby.

The Great American Smoke out Event will be held from 11am-1pm on Thursday, November 20th in the Student Union Lobby. You can talk with a respiratory care specialist, get information on quitting smoking, test your lung age and oxygen intake levels, and take the asthma and COPD screening test.

We are encouraging all work units to consider applying for the NKU Wellness@Work Award. The awards this year will be awarded in the following size categories:

- 1-20 full-time employees
- 21-69 full-time employees
- 70+ full-time employees

Check out the criteria on the NKU Wellness website under Employee Wellness. Applications will be accepted January 5, 2015 through February 14, 2015.

Benevolent: Souper lunch was held on Tuesday, November 11, 2014 in the UC Ballroom from 11:00 a.m. to 1:00 p.m. The Holiday Market was held from 10:00 a.m. to 2:00 p.m. in the UC Foyer....HUGE SUCCESS! BIG THANK YOU to everyone who attended, brought soup or dessert, or went through the Holiday Market.

Staff Congress Regular Meeting

Minutes Nov 13, 2014

- a. \$1,093.25 CASH for Luncheon and chili bowls sold
- b. PER HR-We have 85.5 vacation hours donated and 609.5 sick hours donated thus far. We have 20 hours that were donated that are missing the designation (something we can discuss at the next meeting) and a total of 319 vacation and 1868 sick hours for the 2013-2014 fiscal year.
- c. 10% Profit from 10 vendors-TBD

Souper Champion Winner 2014—Erika Jay

1st Souper close—Carole Ziegler

2nd Souper close-Linda Wermeling

3rd Souper close-Candace Gibson

4th Souper close-KimberlyWiley

Attendees-: Jeanne, Mary Beth, Tracy, Katy, Debbie, Jim P., Kimberly, Erika, Emily, Erin, Suzanne, Debbie, Carole, Christine, and Margo

Follow-up meeting to be held on December 10, 2014-discussion on what worked out for the event/what to work on next go-round

Chili Cook-off is scheduled for Tuesday, March 24, 2015. HR has asked us to team up with them during Employee Appreciation Week. More planning details will take place in January

Ad-Hoc Committee

- A. **Roundtable/Panel of Discussion:** Roundtable went well, committee is working on compiling notes.

Old Business: None

New Business: None

Announcement:Dave Bauer announced sad news to report. Kenny Covey passed away suddenly this week.

Adjournment: Motion to adjourn the meeting was made by Carol Ziegler, seconded by Tina Altenhofen. Motion carried. The meeting was adjourned at 2:55 p.m.

FALL 2015 ENROLLMENT STRATEGIES

FIRST-TIME-IN-COLLEGE FRESHMEN

- **The Office of Admissions in partnership with Royall & Company will launch:**
 - Search Campaign to high school sophomores (2017) and juniors (2018)
 - Dream Big Application Campaign, launching 12 calendar dates earlier than Fall 2013

CAMPAIGN	LAUNCH DATE	QUANTITY
This year's Dream Big App	8/21/2014	17,000
Last year's Dream Big App	9/12/2013	14,000

- Deposit Campaign will launch March 2015 to all admitted, not confirmed freshmen and transfer students
- **4 Additional On Campus Recruitment Programs will be offered**
 - Academic Showcases in conjunction with academics and honors
- **4 Additional Yield Programs will be offered (Spring 2015)**
 - A Night of Theatre (target audience \$3,000-5,000 scholarship recipients)
 - Honors Yield Program
 - 2 Additional Accepted Day Programs will be offered
- **Norse On The Go Programs**
 - Programs will be held in Louisville and Lexington in conjunction with Academic Affairs, Student Affairs, Alumni Program and to support the President's Commonwealth Tour
 - NKU Admission Open House with Alumni Programs will be held in Ashland and Owensboro to support the President's Commonwealth Tour
- **Admissions Staff Members will be visiting an additional 39 high schools (KY, OH, IN)**
- **Continuation of the Regional Tuition Award- increase marketing of opportunities**
- **In partnership with the Office of Marketing and Communications:**
 - Revamp Office of Admissions/Multicultural Websites
 - Increase Social Media efforts (Twitter, Facebook, Instagram and Vines)
- **Expansions of partnerships with multicultural programs in services (KY, OH and IN)**
- **The Road To NKU Tour activities:**
 - 30 high schools visits with the President
 - Prospective student/parent receptions will be held in Somerset, Pikeville, Bowling Green, Paducah, Ashland, Louisville and Lexington.
 - KCTCS visits will be made to 12 campuses

FALL 2015 ENROLLMENT STRATEGIES

- **KCTCS Scholarship Program Expansion**
 - Program will be expanded to include Spring semesters
 - Effective Spring 2015
- **Website Expansion for Spring 2015**
 - Collaborating with Distance Education to produce a “How to Transfer Video” for Transfer Services website

SCHOOL-BASED SCHOLARS

- **Expand the number of courses taught by qualified high-school teachers**
- **Grow the number of schools participating in the program**
 - specifically, targeting the Catholic schools, which have not participated in the past.

VETERANS

- **Increase news advertising and host a meet and greet with the community**
- **Increase exposure to NKU among military audiences by hosting information sessions**

INTERNATIONAL STUDENTS

- **Increase online presence internationally**
- **Increase presence and visibility in market areas where we are not actively recruiting students (such as Southeast Asia)**
- **Increase the number of recruitment trips, pending availability of funds.**
- **When fully staffed, will perform most foreign credential evaluations in house instead outsourcing (strongly requested by recruiting agents and prospective students).**

GRADUATE PROGRAMS

- **Develop relationship with Cincinnati Regional Chamber of Commerce/YPG program**
- **Build awareness of graduate program offerings with regional employers**
- **Develop web analytics**
- **Review enrollment management process improvement**
- **Establish External Graduate Programs Advisory Board**
- **Identify new program opportunities**
- **Identify NKU's unique value proposition for all graduate programs (e.g. professional growth curriculum)**
- **Develop an enhanced Communication Plan to include:**
 - Additional emails to:
 - Inquiries, pushing the deadline to apply
 - Created but unsubmitted applications
 - Incomplete applications
 - Admitted but not registered applicants
 - Increased enrollment reporting to program directors, chairs, deans

Fall 2014 Final Enrollment Executive Summary
Northern Kentucky University
Office of Institutional Research
October 30, 2014

The Fall 2014 term for Northern Kentucky University began on Monday August 18, 2014; the data represented in this summary and accompanying charts reflect enrollments through the close of business on October 20, 2014, which is the third and final CPE census date. The data was extracted from the Business Warehouse on the morning of October 21, 2014. The profiles include three CPE census dates. The first eight-week term census date was August 21, 2014; the 16-week full term census date was August 25, 2014; and the final CPE census date was October 20, 2014. There were 103 unique students added to the final official fall enrollment total who are enrolled solely in the second eight-week term, which includes 59 of the 334 students who de-registered during the first week of the semester. If you have questions on any of the data included in these reports please contact the Office of Institutional Research at IR@NKU.edu.

Overall Enrollment:

- IR works with Enrollment Management to validate overall enrollment from the census points with the Enrollment Management Dashboard. As of the second census, there were 88 AELP students, one consortium student, and 118 Gateway2NKU students. These 207 students are not reported to CPE.
- Type I Final Enrollment (all three census dates) is 15,114, which is a decrease of 169 students, or -1.1%, compared to Fall 2013.
- Undergraduate enrollment of 13,110 is a decrease of 6 students compared to Fall 2013.
- Graduate enrollment of 1,579 is a decrease of 82 students, or -4.9%, compared to Fall 2013.
- Law enrollment of 425 is a decrease of 81 students, or -16.0%, compared to Fall 2013.
- Overall enrollment diversity is up, with 27 additional African American students, a 2.8% increase, and 37 additional Hispanic students, a 10.8% increase. Enrollment of white, non-Hispanic students decreased by 105 students, or -0.8%, compared to Fall 2013.
- The number of students from Ohio or Indiana who received out-of-state tuition reciprocity decreased by 72, or -8.2%
- Top declared undergraduate majors for Fall 2014 include: Organizational Leadership, Computer Information Technology, Nursing, Biological Sciences, and Social Work.
- Average credit hours attempted decreased slightly from 11.6 hours to 11.5 hours.
- The total remedial credit hours decreased by 15.3% compared to Fall 2013.
- The total online credit hours increased 5.4% compared to last fall.
- Overall retention, including all students from Fall 2013 who returned Fall 2014 (removing students who graduated), is 73.4%.

First-Time, Full-Time Bachelor Degree-Seeking Cohort:

- The Fall 2014 first-time, full-time, bachelor degree-seeking (FTFTBDS) cohort has 1,993 students, a decrease of 29 students, or -1.4%, from Fall 2013.
- The number of females decreased by 52 students, or -4.6%, compared to Fall 2013, while the number of male students increased by 23. Females still outnumber males, representing 54.3% of the Fall 2014 first-time, full-time bachelor degree-seeking cohort.
- The number of Hispanic students increased over the last year by three students, or 4.6%, while the number of African American students decreased by one student, or -0.7% over the last year.

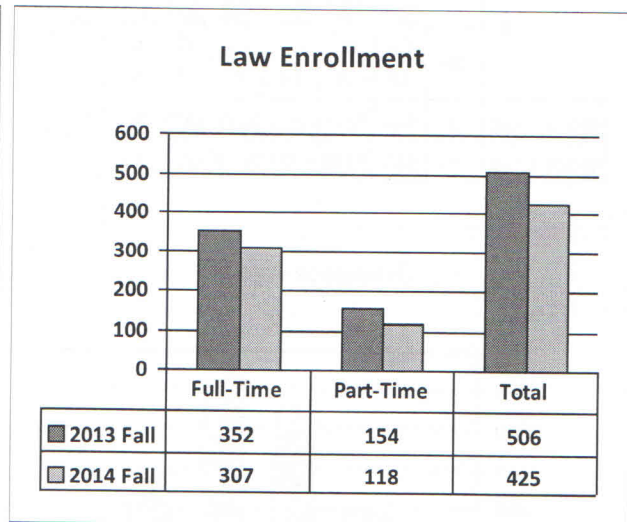
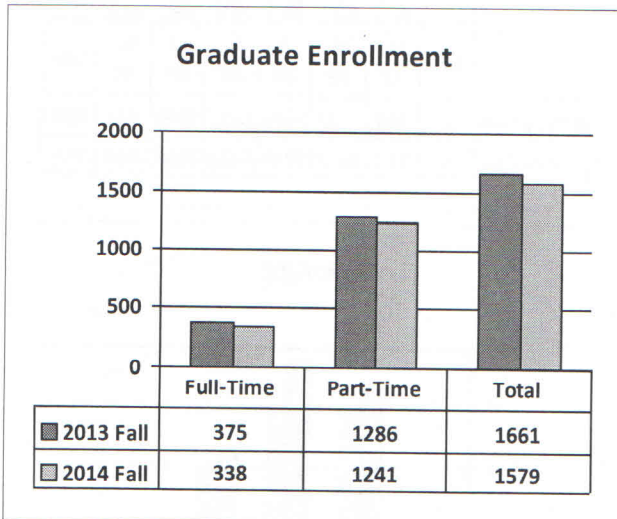
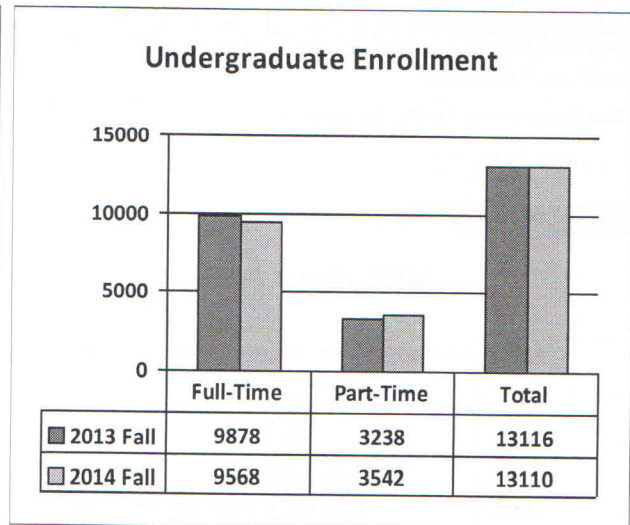
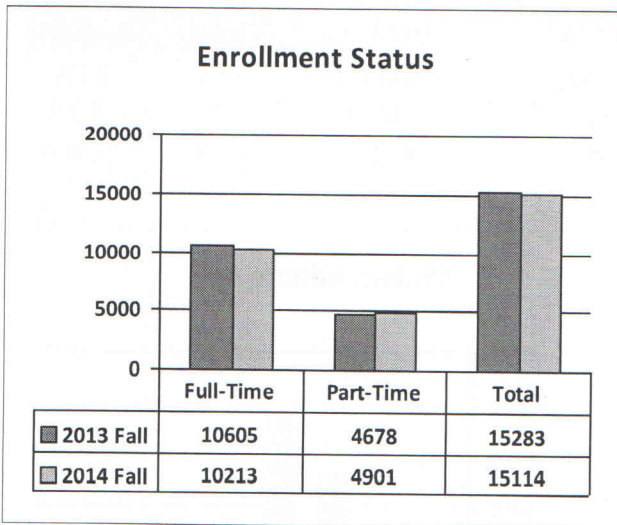
Final Enrollment Profile All Students

2014 Fall

Data pulled from NKU's Business Warehouse from 8/21/2014 thru 10/21/2014

The Type I Enrollment data presented in this report is final and has been submitted to the Council for Postsecondary Education (CPE). The data is based on an eighth day of the term census date. The following data charts should be accompanied by an Executive Summary document that highlights the interesting points of the data. If you have questions about the data please contact the Office of Institutional Research at IR@nku.edu .

Student Enrollment



Final Enrollment Profile All Students

2014 Fall

Data pulled from NKU's Business Warehouse from 8/21/2014 thru 10/21/2014

Student Characteristics cont'd

Gender	2013 Fall	2014 Fall	Term Change	% Term Change
Female	8,561	8,465	-96	-1.1%
Male	6,722	6,649	-73	-1.1%
Total	15,283	15,114	-169	-1.1%

Race/Ethnicity	2013 Fall	2014 Fall	Term Change	% Term Change
American Indian or Alaskan Native	47	55	8	17.0%
Asian	155	166	11	7.1%
Black	970	997	27	2.8%
Hispanic	343	380	37	10.8%
Native Hawaiian or Other Pacific Islander	19	17	-2	-10.5%
Nonresident Alien	532	469	-63	-11.8%
Two or More Races	237	253	16	6.8%
Unknown	303	205	-98	-32.3%
White	12,677	12,572	-105	-0.8%
Total	15,283	15,114	-169	-1.1%

Top Five Foreign Countries of Origin for 2013 Fall		# of Students
SAUDI ARABIA		349
KOREA, REPUBLIC OF		22
CHINA		19
INDIA		11
KUWAIT		10

Top Five Foreign Countries of Origin for 2014 Fall		# of Students
SAUDI ARABIA		298
CHINA		26
INDIA		20
KOREA, REPUBLIC OF		15
CANADA		9

State of Origin	2013 Fall	2014 Fall	Term Change	% Term Change
Indiana	498	469	-29	-5.8%
Kentucky	10,013	10,026	13	0.1%
Ohio	3,980	3,861	-119	-3.0%

Final Enrollment Profile All Students

2014 Fall

Data pulled from NKU's Business Warehouse from 8/21/2014 thru 10/21/2014

Student Characteristics cont'd

Top KY Counties for 2013 Fall	# of Students
Kenton	3,005
Boone	2,430
Campbell	2,153
Jefferson	410
Grant	301
Fayette	245
Pendleton	228
Oldham	82
Gallatin	81
Boyd	58
Owen	57
Mason	51
Scott	51
Bracken	39
Madison	38
Top KY Counties for 2014 Fall	# of Students
Kenton	3,048
Boone	2,410
Campbell	2,075
Jefferson	416
Grant	305
Fayette	248
Pendleton	238
Oldham	103
Gallatin	80
Boyd	60
Scott	57
Bracken	52
Mason	52
Franklin	48
Owen	45

Final Enrollment Profile All Students

2014 Fall

Data pulled from NKU's Business Warehouse from 8/21/2014 thru 10/21/2014

Academic Characteristics

# of First Time Transfer Students from the KCTCS System				
	2013 Fall	2014 Fall	Term Change	% Term Change
ASHLAND COMMUNITY AND TECHNICAL COLLEGE	3	2	-1	-33.3%
BIG SANDY COMMUNITY AND TECHNICAL COLLEGE	3	1	-2	-66.7%
BLUEGRASS COMMUNITY AND TECHNICAL COLLEGE	35	26	-9	-25.7%
ELIZABETHTOWN COMMUNITY AND TECHNICAL COLLEGE	3	3	0	0.0%
GATEWAY COMMUNITY AND TECHNICAL COLLEGE	104	67	-37	-35.6%
HAZARD COMMUNITY AND TECHNICAL COLLEGE	0	1	1	100.0%
HENDERSON COMMUNITY COLLEGE	0	0	0	0.0%
HOPKINSVILLE COMMUNITY COLLEGE	1	1	0	0.0%
JEFFERSON COMMUNITY AND TECHNICAL COLLEGE	17	11	-6	-35.3%
MADISONVILLE COMMUNITY COLLEGE	0	0	0	0.0%
MAYSVILLE COMMUNITY AND TECHNICAL COLLEGE	11	10	-1	-9.1%
OWENSBORO COMMUNITY AND TECHNICAL COLLEGE	1	0	-1	-100.0%
SOMERSET COMMUNITY COLLEGE	3	3	0	0.0%
SOUTHCENTRAL KY COMMUNITY AND TECHNICAL COLLEGE	0	1	1	100.0%
SOUTHEAST KENTUCKY COMMUNITY AND TECHNICAL COLLEGE	3	3	0	0.0%
UNKNOWN KCTCS INSTITUTION	0	0	0	0.0%
WEST KENTUCKY COMMUNITY AND TECHNICAL COLLEGE	0	1	1	100.0%
Total	184	130	-54	-29.3%

Top Ten Transferring Institutions for 2013 Fall		# of Students
OHIO		298
GATEWAY COMMUNITY AND TECHNICAL COLLEGE		104
UNIVERSITY OF KENTUCKY		37
INDIANA		36
BLUEGRASS COMMUNITY AND TECHNICAL COLLEGE		35
EASTERN KENTUCKY UNIVERSITY		21
UNIVERSITY OF LOUISVILLE		21
TRANSFERS FROM ALL FOREIGN INSTITUTIONS		20
JEFFERSON COMMUNITY AND TECHNICAL COLLEGE		17
MOREHEAD STATE UNIVERSITY		17

Final Enrollment Profile All Students

2014 Fall

Data pulled from NKU's Business Warehouse from 8/21/2014 thru 10/21/2014

Academic Characteristics cont'd

Average High School GPA (In and Out of State)				
	2013 Fall	2014 Fall	Term Change	% Term Change
Average High School GPA	3.20	3.28	0.07	2.3%
Top Ten Feeder High Schools for 2013 Fall			Avg HS GPA	# of Students
OUT OF STATE HIGH SCHOOL			3.13	839
CAMPBELL COUNTY HIGH SCHOOL			3.44	191
DIXIE HEIGHTS HIGH SCHOOL			3.42	183
SIMON KENTON HIGH SCHOOL			3.37	140
RANDALL K COOPER HIGH SCHOOL (UNION)			3.11	111
CONNER SENIOR HIGH SCHOOL			3.31	106
BOONE COUNTY HIGH SCHOOL			3.25	87
PENDLETON COUNTY HIGH SCHOOL			3.23	79
SCOTT HIGH SCHOOL (Covington)			3.41	75
LARRY RYLE HIGH SCHOOL			2.98	70
Top Ten Feeder High Schools for 2014 Fall			Avg HS GPA	# of Students
OUT OF STATE HIGH SCHOOL			3.20	743
CAMPBELL COUNTY HIGH SCHOOL			3.58	106
SIMON KENTON HIGH SCHOOL			3.19	90
BOONE COUNTY HIGH SCHOOL			3.37	73
LARRY RYLE HIGH SCHOOL			3.08	67
RANDALL K COOPER HIGH SCHOOL (UNION)			3.20	66
DIXIE HEIGHTS HIGH SCHOOL			3.41	64
HIGHLANDS HIGH SCHOOL			3.39	50
CONNER SENIOR HIGH SCHOOL			3.32	49
HOLY CROSS HIGH SCHOOL (Covington)			3.43	38

Final Enrollment Profile All Students

2014 Fall

Data pulled from NKU's Business Warehouse from 8/21/2014 thru 10/21/2014

Academic Characteristics cont'd

Top Five Declared Undergraduate Majors for 2013 Fall	
	# of Students
Organizational Leadership Major	475
Computer Information Technology Major	424
Nursing Major (Traditional)	381
Biological Sciences Major (BS)	362
Social Work Major	321
Top Five Declared Undergraduate Majors for 2014 Fall	
	# of Students
Organizational Leadership Major	450
Computer Information Technology Major	429
Nursing Major Traditional	390
Biological Sciences Major (BS)	381
Social Work Major	346
Top Ten Undergraduate Majors for 2013 Fall	
	# of Students
Undeclared in University Studies (BA)	623
Organizational Leadership Major	475
Undeclared in AS (BA)	451
Computer Information Technology Major	424
Nursing Major (Traditional)	381
Biological Sciences Major (BS)	362
Social Work Major	321
Nursing Pre-Major (Pre-BSN/No RN)	315
Business Administration Pre-Major	313
Computer Science Major	307
Top Ten Undergraduate Majors for 2014 Fall	
	# of Students
Undeclared in University Studies (BA)	517
Organizational Leadership Major	450
Computer Information Technology Major	429
Nursing Major Traditional	390
Biological Sciences Major (BS)	381
Undeclared in AS (BA)	356
Social Work Major	346
Nursing Pre-Major BSN/No RN	334
Computer Science Major	324
Communication Studies Major	302