
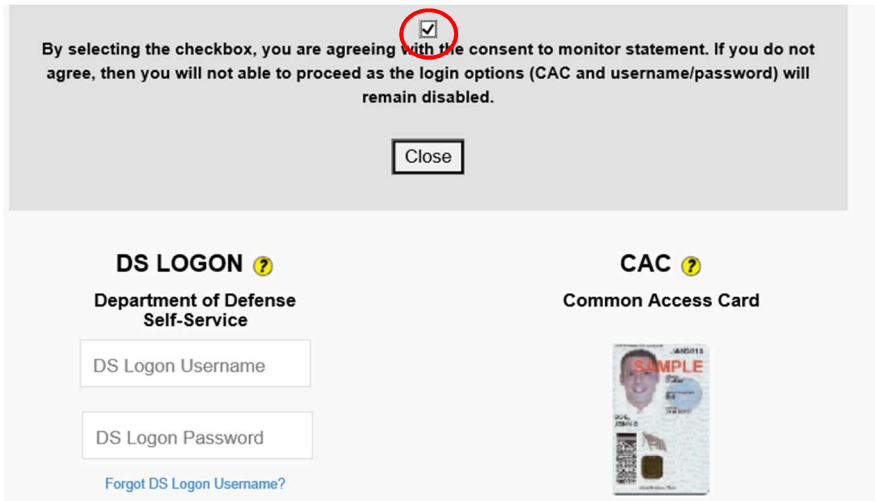


Accessing your Educational Benefits on eBenefits

Step 1. Go to <https://www.ebenefits.va.gov/ebenefits/homepage> and click  in the top right side of the webpage.

Step 2. Check the “Consent Box”



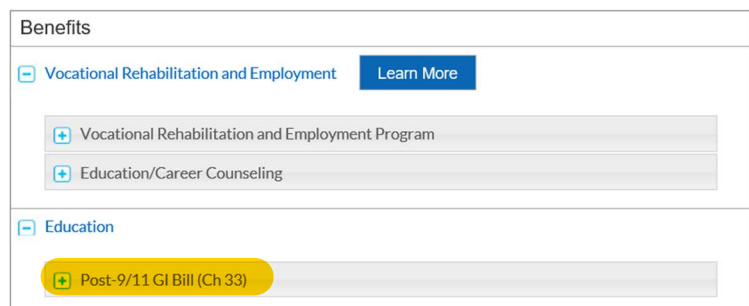
The screenshot shows a consent box at the top with a checked checkbox circled in red. Below it are two login options: "DS LOGON" for the Department of Defense Self-Service and "CAC" for the Common Access Card. The DS Logon section includes fields for username and password, and a link for "Forgot DS Logon Username?". The CAC section includes an image of a sample Common Access Card.

Step 3. Log in to eBenefits with your user name and password.

Step 4. Once logged in, click on “Benefits” under “My Benefits & Payments” section of the Dashboard on the left side of the screen.

- Dashboard
- My Profile
 - Personal Information
 - Representative
 - Disabilities
 - Dependents
 - My Documents
- My Claims & Appeals
 - Work in Process
 - Historical Claims
 - Historical Appeals
- My Benefits & Payments**
 - Benefits
 - Payment History
 - Messages
 - Account Activity

Step 5. Then click on “Education”



The screenshot shows the "Benefits" section of the eBenefits dashboard. It features a "Vocational Rehabilitation and Employment" section with a "Learn More" button and two expandable items: "Vocational Rehabilitation and Employment Program" and "Education/Career Counseling". Below this is an "Education" section with an expandable item: "Post-9/11 GI Bill (Ch 33)".

Step 6. Locate your education benefits, print out the “Entitlement Information” section, and present it to us here at the registrar’s office, or email it to us at veterans@nku.edu